

# MTU AERO ENGINES AG FUTURE (MTXF) - EUX/202406

2024/06/14 18:39:09

Price  
**224.5738** EUR

Difference  -2.28% (-5.24)

### General attributes

Symbol	MTXFM24
Exchange	Eurex
Currency	EUR
Security type	Future
Underlying	MTU AERO ENGINES AG
Maturity	06-2024
Contract size	100

### Market data

Bid (Bid size)	- EUR (-)
Ask (Ask size)	- EUR (-)
Open	224.5738 EUR
High	224.5738 EUR
Low	224.5738 EUR
Close (prev. day)	229.8104 EUR
Underlying	MTU AERO ENGINES AG
Underlying price (date)	224.40 (24/06/14)
Settlement price (date)	224.57 (24/06/14)
Open Interest	0

### Performance and Risk

	6m	1Y	3Y
Perf (%)	+20.36%	-3.78%	-
Perf (abs.)	+37.99	-8.81	-
Beta	-	-	-
Volatility	22.06	28.43	-

### Futures and Options

Related Futures	-
Related Options	-











5Y

Information about previous performance does not guarantee future performance.  
Source: FactSet

### Price data

Ø price 5 days   Ø volume 5 days (pcs.)	230.8167 EUR (0)
Ø price 30 days   Ø volume 30 days (pcs.)	231.5913 EUR (0)
Ø price 100 days   Ø volume 100 days (pcs.)	225.1841 EUR (0)
Ø price 250 days   Ø volume 250 days (pcs.)	209.8085 EUR (0)
YTD High   date	238.4408 EUR (2024/05/15)
YTD Low   date	195.4100 EUR (2024/01/03)
52 Weeks High   date	246.5596 EUR (2023/06/20)
52 Weeks Low   date	164.2889 EUR (2023/09/21)

### Recent Research

on sector		on market	
Date		Headline	Download
2024/06/14		Global Equity Ratings	
2024/05/29		Global Equity Ratings	
2024/04/26		Global Equity Ratings	
2024/04/03		Global Equity Ratings	
2024/03/13		Global Equity Ratings	