

ADIDAS AG FUTURE (ADSG) - EUX/202406

2024/06/06 19:00:08

Price
231.5728 EURDifference  -0.22% (-0.52)

General attributes

Symbol	ADSGM24
Exchange	Eurex
Currency	EUR
Security type	Future
Underlying	ADIDAS AG
Maturity	06-2024
Contract size	100

Market data

Bid (Bid size)	- EUR (-)
Ask (Ask size)	- EUR (-)
Open	231.5728 EUR
High	231.5728 EUR
Low	231.5728 EUR
Close (prev. day)	232.0922 EUR
Underlying	ADIDAS AG
Underlying price (date)	231.20 (24/06/06)
Settlement price (date)	231.57 (24/06/06)
Open Interest	0

Performance and Risk

	6m	1Y	3Y
Perf (%)	+16.51%	+41.47%	-
Perf (abs.)	+32.88	+68.03	-
Beta	-	-	-
Volatility	27.59	28.89	-

Futures and Options

Related Futures	-
Related Options	-












Information about previous performance does not guarantee future performance.
Source: FactSet

Price data

Ø price 5 days Ø volume 5 days (pcs.)	232.4642 EUR (0)
Ø price 30 days Ø volume 30 days (pcs.)	227.7414 EUR (0)
Ø price 100 days Ø volume 100 days (pcs.)	202.2181 EUR (0)
Ø price 250 days Ø volume 250 days (pcs.)	189.9489 EUR (0)
YTD High date	233.3429 EUR (2024/06/03)
YTD Low date	167.0098 EUR (2024/01/19)
52 Weeks High date	233.3429 EUR (2024/06/03)
52 Weeks Low date	37.7927 EUR (2023/12/14)

Recent Research

on underlying	on sector	on market	
Date		Headline	Download
2024/05/29		Global Equity Ratings	
2024/04/26		Global Equity Ratings	
2024/04/03		Global Equity Ratings	
2024/03/13		Global Equity Ratings	
2024/02/22		Global Equity Ratings	

5Y