

UNILEVER PLC FUTURE (UNIH) - EUX/202406

2024/05/03 18:33:39

Price
48.6309 EURDifference  -0.03% (-0.02)

General attributes

| | |
|---------------|--------------|
| Symbol | UNIH24 |
| Exchange | Eurex |
| Currency | EUR |
| Security type | Future |
| Underlying | UNILEVER PLC |
| Maturity | 06-2024 |
| Contract size | 100 |

Market data

| | |
|-------------------------|---------------------|
| Bid (Bid size) | - EUR (-) |
| Ask (Ask size) | - EUR (-) |
| Open | 48.6309 EUR |
| High | 48.6309 EUR |
| Low | 48.6309 EUR |
| Close (prev. day) | 48.6464 EUR |
| Underlying | UNILEVER PLC |
| Underlying price (date) | 4,188.00 (24/05/03) |
| Settlement price (date) | 48.63 (24/05/03) |
| Open Interest | 0 |

Performance and Risk

| | 6m | 1Y | 3Y |
|-------------|--------|----|----|
| Perf (%) | +9.71% | - | - |
| Perf (abs.) | +4.30 | - | - |
| Beta | - | - | - |
| Volatility | 15.80 | - | - |

Futures and Options

| | |
|-----------------|---|
| Related Futures | - |
| Related Options | - |












Information about previous performance does not guarantee future performance.
Source: FactSet

Price data

| | |
|---|--------------------------|
| Ø price 5 days Ø volume 5 days (pcs.) | 48.3287 EUR (0) |
| Ø price 30 days Ø volume 30 days (pcs.) | 45.6937 EUR (0) |
| Ø price 100 days Ø volume 100 days (pcs.) | 45.2079 EUR (0) |
| Ø price 250 days Ø volume 250 days (pcs.) | - EUR (-) |
| YTD High date | 48.6464 EUR (2024/05/02) |
| YTD Low date | 43.0412 EUR (2024/01/22) |
| 52 Weeks High date | - EUR (-) |
| 52 Weeks Low date | - EUR (-) |

Recent Research

| on underlying | | on sector | |
|---------------|---|-----------------------|---|
| Date | | Headline | Download |
| 2024/04/26 |  | Global Equity Ratings |  |
| 2024/04/03 |  | Global Equity Ratings |  |
| 2024/03/13 |  | Global Equity Ratings |  |
| 2024/02/22 |  | Global Equity Ratings |  |
| 2024/02/14 |  | Global Equity Ratings |  |