

## JOHNSON &amp; JOHNSON FUTURE (JNJF) - EUX/202406

2024/05/17 19:05:08

Price  
**153.6292** USDDifference  0.56% (0.85)

## General attributes

|               |                   |
|---------------|-------------------|
| Symbol        | JNJFM24           |
| Exchange      | Eurex             |
| Currency      | USD               |
| Security type | Future            |
| Underlying    | JOHNSON & JOHNSON |
| Maturity      | 06-2024           |
| Contract size | 100               |

## Market data

|                         |                   |
|-------------------------|-------------------|
| Bid (Bid size)          | - USD (-)         |
| Ask (Ask size)          | - USD (-)         |
| Open                    | 153.6292 USD      |
| High                    | 153.6292 USD      |
| Low                     | 153.6292 USD      |
| Close (prev. day)       | 152.7765 USD      |
| Underlying              | JOHNSON & JOHNSON |
| Underlying price (date) | 154.64 (24/05/17) |
| Settlement price (date) | 153.63 (24/05/17) |
| Open Interest           | 0                 |

## Performance and Risk

|             | 6m     | 1Y | 3Y |
|-------------|--------|----|----|
| Perf (%)    | +1.71% | -  | -  |
| Perf (abs.) | +2.58  | -  | -  |
| Beta        | -      | -  | -  |
| Volatility  | 13.71  | -  | -  |

## Futures and Options

|                 |   |
|-----------------|---|
| Related Futures | - |
| Related Options | - |

5Y










Information about previous performance does not guarantee future performance.  
Source: FactSet

## Price data

|                                             |                           |
|---------------------------------------------|---------------------------|
| Ø price 5 days   Ø volume 5 days (pcs.)     | 151.7285 USD (0)          |
| Ø price 30 days   Ø volume 30 days (pcs.)   | 148.9837 USD (0)          |
| Ø price 100 days   Ø volume 100 days (pcs.) | 156.7273 USD (0)          |
| Ø price 250 days   Ø volume 250 days (pcs.) | 160.4100 USD (0)          |
| YTD High   date                             | 163.9973 USD (2024/03/01) |
| YTD Low   date                              | 144.3289 USD (2024/04/17) |
| 52 Weeks High   date                        | - USD (-)                 |
| 52 Weeks Low   date                         | - USD (-)                 |

## Recent Research

| on underlying | on sector                                                                           | on market             |                                                                                       |
|---------------|-------------------------------------------------------------------------------------|-----------------------|---------------------------------------------------------------------------------------|
| Date          |                                                                                     | Headline              | Download                                                                              |
| 2024/04/26    |  | Global Equity Ratings |  |
| 2024/04/03    |  | Global Equity Ratings |  |
| 2024/03/13    |  | Global Equity Ratings |  |
| 2024/02/22    |  | Global Equity Ratings |  |
| 2024/02/14    |  | Global Equity Ratings |  |