

JOHNSON & JOHNSON FUTURE (JNJF) - EUX/202406

2024/05/10 18:29:30

Price
149.1088 USD

Difference  -0.07% (-0.10)

General attributes

Symbol	JNJFM24
Exchange	Eurex
Currency	USD
Security type	Future
Underlying	JOHNSON & JOHNSON
Maturity	06-2024
Contract size	100

Market data

Bid (Bid size)	- USD (-)
Ask (Ask size)	- USD (-)
Open	149.1088 USD
High	149.1088 USD
Low	149.1088 USD
Close (prev. day)	149.2097 USD
Underlying	JOHNSON & JOHNSON
Underlying price (date)	149.91 (24/05/10)
Settlement price (date)	149.11 (24/05/10)
Open Interest	0

Performance and Risk

	6m	1Y	3Y
Perf (%)	+1.05%	-	-
Perf (abs.)	+1.55	-	-
Beta	-	-	-
Volatility	13.66	-	-

Futures and Options

Related Futures	-
Related Options	-










Information about previous performance does not guarantee future performance.
 Source: FactSet

Price data

Ø price 5 days Ø volume 5 days (pcs.)	148.8289 USD (0)
Ø price 30 days Ø volume 30 days (pcs.)	149.8964 USD (0)
Ø price 100 days Ø volume 100 days (pcs.)	157.0161 USD (0)
Ø price 250 days Ø volume 250 days (pcs.)	- USD (-)
YTD High date	163.9973 USD (2024/03/01)
YTD Low date	144.3289 USD (2024/04/17)
52 Weeks High date	- USD (-)
52 Weeks Low date	- USD (-)

Recent Research

on underlying	on sector	on market	
Date		Headline	Download
2024/04/26		Global Equity Ratings	
2024/04/03		Global Equity Ratings	
2024/03/13		Global Equity Ratings	
2024/02/22		Global Equity Ratings	
2024/02/14		Global Equity Ratings	