

## JOHNSON &amp; JOHNSON FUTURE (JNJF) - EUX/202406

2024/04/29 18:33:06

Price  
**146.3589** USDDifference  -0.16% (-0.24)

## General attributes

Symbol	JNJFM24
Exchange	Eurex
Currency	USD
Security type	Future
Underlying	JOHNSON & JOHNSON
Maturity	06-2024
Contract size	100

## Market data

Bid (Bid size)	- USD (-)
Ask (Ask size)	- USD (-)
Open	146.3589 USD
High	146.3589 USD
Low	146.3589 USD
Close (prev. day)	146.5942 USD
Underlying	JOHNSON & JOHNSON
Underlying price (date)	146.82 (24/04/29)
Settlement price (date)	146.36 (24/04/29)
Open Interest	0

## Performance and Risk

	6m	1Y	3Y
Perf (%)	-1.27%	-	-
Perf (abs.)	-1.89	-	-
Beta	-	-	-
Volatility	13.84	-	-

## Futures and Options

Related Futures	-
Related Options	-












Information about previous performance does not guarantee future performance.  
Source: FactSet

## Price data

Ø price 5 days   Ø volume 5 days (pcs.)	147.4279 USD (0)
Ø price 30 days   Ø volume 30 days (pcs.)	152.2723 USD (0)
Ø price 100 days   Ø volume 100 days (pcs.)	157.7854 USD (0)
Ø price 250 days   Ø volume 250 days (pcs.)	- USD (-)
YTD High   date	163.9973 USD (2024/03/01)
YTD Low   date	144.3289 USD (2024/04/17)
52 Weeks High   date	- USD (-)
52 Weeks Low   date	- USD (-)

## Recent Research

on underlying	on sector	on market	
Date		Headline	Download
2024/04/26		Global Equity Ratings	
2024/04/03		Global Equity Ratings	
2024/03/13		Global Equity Ratings	
2024/02/22		Global Equity Ratings	
2024/02/14		Global Equity Ratings	