

# MICRO CHF/USD FUTURE (MSF) - CMG/C2

2024/07/18 22:26:14

Price

1.1467 USD

Difference  -0.46% (-0.01)

**General attributes**

|               |                                      |
|---------------|--------------------------------------|
| Symbol        | MSFC2                                |
| Exchange      | Chicago Mercantile Exchange - Globex |
| Currency      | USD                                  |
| Security type | Future                               |
| Underlying    | SWISS FRANC / US DOLLAR (CHF/USD)    |
| Maturity      | 12-2024                              |
| Contract size | 12,500                               |

**Market data**

|                         |                                   |
|-------------------------|-----------------------------------|
| Bid (Bid size)          | 1.1458 USD (10)                   |
| Ask (Ask size)          | 1.1463 USD (10)                   |
| Open                    | 1.1534 USD                        |
| High                    | 1.1534 USD                        |
| Low                     | 1.1467 USD                        |
| Close (prev. day)       | 1.152 USD                         |
| Underlying              | SWISS FRANC / US DOLLAR (CHF/USD) |
| Underlying price (date) | 1.1262 (24/07/18)                 |
| Settlement price (date) | 1.15 (24/07/18)                   |
| Open Interest           | 25                                |

**Performance and Risk**

|             | 6m     | 1Y     | 3Y     |
|-------------|--------|--------|--------|
| Perf (%)    | -1.84% | -2.51% | +5.54% |
| Perf (abs.) | -0.02  | -0.03  | +0.06  |
| Beta        | -      | -      | -      |
| Volatility  | 7.33   | 7.29   | 8.49   |

**Futures and Options**

|                 |   |
|-----------------|---|
| Related Futures | - |
| Related Options | - |

5Y













Information about previous performance does not guarantee future performance.  
Source: FactSet

**Price data**

|   |                         |
|---|-------------------------|
| Ø price 5 days   Ø volume 5 days (pcs.)     | 1.1406 USD (3)          |
| Ø price 30 days   Ø volume 30 days (pcs.)   | 1.1360 USD (114)        |
| Ø price 100 days   Ø volume 100 days (pcs.) | 1.1293 USD (90)         |
| Ø price 250 days   Ø volume 250 days (pcs.) | 1.1427 USD (80)         |
| YTD High   date                             | 1.2020 USD (2024/01/05) |
| YTD Low   date                              | 1.1019 USD (2024/05/01) |
| 52 Weeks High   date                        | 1.2200 USD (2023/12/28) |
| 52 Weeks Low   date                         | 1.1019 USD (2024/05/01) |

**Recent Research**

| on market  |   |  |   |
|------------|---|--|---|
| Date       |   | Headline                                     | Download  |
| 2024/07/18 |  | Western Balkan and the EU - who is ready?    |  |
| 2024/07/18 |  | Ranní restart                                |  |
| 2024/07/17 |  | Ranní restart                                |  |
| 2024/07/16 |  | Ranní restart: bydlení v ČR, násilí a kabely |  |
| 2024/07/15 |  | Ranní restart: atentát, sjezd a polarizace   |  |