

## SAP SE FUTURE (SAPJ) - EUX/202405

2024/05/07 18:36:49

Price  
172.6362 EURDifference  1.69% (2.86)

## General attributes

Symbol	SAPJK24
Exchange	Eurex
Currency	EUR
Security type	Future
Underlying	SAP SE
Maturity	05-2024
Contract size	100

## Market data

Bid (Bid size)	- EUR (-)
Ask (Ask size)	- EUR (-)
Open	172.6362 EUR
High	172.6362 EUR
Low	172.6362 EUR
Close (prev. day)	169.7717 EUR
Underlying	SAP SE
Underlying price (date)	174.36 (24/05/07)
Settlement price (date)	172.64 (24/05/07)
Open Interest	0

## Performance and Risk

	6m	1Y	3Y
Perf (%)	+28.23%	+38.06%	-
Perf (abs.)	+38.00	+47.59	-
Beta	-	-	-
Volatility	22.49	20.99	-

## Futures and Options

Related Futures	-
Related Options	-












Information about previous performance does not guarantee future performance.  
Source: FactSet

## Price data

Ø price 5 days   Ø volume 5 days (pcs.)	169.2933 EUR (0)
Ø price 30 days   Ø volume 30 days (pcs.)	172.4567 EUR (0)
Ø price 100 days   Ø volume 100 days (pcs.)	163.3221 EUR (0)
Ø price 250 days   Ø volume 250 days (pcs.)	143.9096 EUR (0)
YTD High   date	181.7080 EUR (2024/03/26)
YTD Low   date	138.4564 EUR (2024/01/04)
52 Weeks High   date	181.7080 EUR (2024/03/26)
52 Weeks Low   date	123.2438 EUR (2023/07/26)

## Recent Research

on underlying	on sector	on market	
Date		Headline	Download
2024/04/26		Global Equity Ratings	
2024/04/03		Global Equity Ratings	
2024/03/13		Global Equity Ratings	
2024/02/22		Global Equity Ratings	
2024/02/14		Global Equity Ratings	