

ORION CORP. FUTURE (ORNG) - EUX/202405

2024/04/26 18:31:50

Price
35.9314 EUR

Difference  1.29% (0.46)

General attributes

Symbol	ORNGK24
Exchange	Eurex
Currency	EUR
Security type	Future
Underlying	ORION CORPORATION B
Maturity	05-2024
Contract size	100

Market data

Bid (Bid size)	- EUR (-)
Ask (Ask size)	- EUR (-)
Open	35.9314 EUR
High	35.9314 EUR
Low	35.9314 EUR
Close (prev. day)	35.4742 EUR
Underlying	ORION CORPORATION B
Underlying price (date)	35.85 (24/04/26)
Settlement price (date)	35.93 (24/04/26)
Open Interest	0

Performance and Risk

	6m	1Y	3Y
Perf (%)	+0.40%	-23.50%	-
Perf (abs.)	+0.14	-11.04	-
Beta	-	-	-
Volatility	26.29	25.71	-

Futures and Options

Related Futures	-
Related Options	-

5Y












Information about previous performance does not guarantee future performance.
Source: FactSet

Price data

Ø price 5 days Ø volume 5 days (pcs.)	34.1761 EUR (0)
Ø price 30 days Ø volume 30 days (pcs.)	33.8411 EUR (0)
Ø price 100 days Ø volume 100 days (pcs.)	37.4206 EUR (0)
Ø price 250 days Ø volume 250 days (pcs.)	37.2659 EUR (0)
YTD High date	43.9191 EUR (2024/01/17)
YTD Low date	32.3709 EUR (2024/04/18)
52 Weeks High date	43.9191 EUR (2024/01/17)
52 Weeks Low date	32.3709 EUR (2024/04/18)

Recent Research

on sector		on market	
Date		Headline	Download
2024/04/26		Global Equity Ratings	
2024/04/03		Global Equity Ratings	
2024/03/13		Global Equity Ratings	
2024/02/22		Global Equity Ratings	
2024/02/14		Global Equity Ratings	