

# MERLIN PROPERTIES SOCIMI S.A. FUTURE (MRLF) - EUX/202405

2024/05/13 18:37:05

**Price**  
**10.4528** EUR

**Difference**  **-0.13% (-0.01)**

### General attributes

Symbol	MRLF24
Exchange	Eurex
Currency	EUR
Security type	Future
Underlying	MERLIN PROPERTIES SOCIMI S.A.
Maturity	05-2024
Contract size	100

### Market data

Bid (Bid size)	- EUR (-)
Ask (Ask size)	- EUR (-)
Open	10.4528 EUR
High	10.4528 EUR
Low	10.4528 EUR
Close (prev. day)	10.4664 EUR
Underlying	MERLIN PROPERTIES SOCIMI S.A.
Underlying price (date)	10.68 (24/05/13)
Settlement price (date)	10.45 (24/05/13)
Open Interest	0

### Performance and Risk

	6m	1Y	3Y
Perf (%)	+29.18%	+42.45%	-
Perf (abs.)	+2.36	+3.12	-
Beta	-	-	-
Volatility	25.06	25.07	-

### Futures and Options

Related Futures	-
Related Options	-

5Y











Information about previous performance does not guarantee future performance.  
Source: FactSet

### Price data

Ø price 5 days   Ø volume 5 days (pcs.)	10.7121 EUR (0)
Ø price 30 days   Ø volume 30 days (pcs.)	10.0666 EUR (0)
Ø price 100 days   Ø volume 100 days (pcs.)	9.5032 EUR (0)
Ø price 250 days   Ø volume 250 days (pcs.)	8.6134 EUR (0)
YTD High   date	10.8017 EUR (2024/05/07)
YTD Low   date	8.5793 EUR (2024/02/29)
52 Weeks High   date	10.8017 EUR (2024/05/07)
52 Weeks Low   date	7.2435 EUR (2023/10/25)

### Recent Research

on sector		on market	
Date		Headline	Download
2024/04/26		Global Equity Ratings	
2024/04/03		Global Equity Ratings	
2024/03/13		Global Equity Ratings	
2024/02/22		Global Equity Ratings	
2024/02/14		Global Equity Ratings	