

## RWE AG FUTURE (RWEH) - EUX/202405

2024/05/07 18:36:48

Price  
**33.146** EURDifference  2.24% (0.73)

## General attributes

Symbol	RWEHK24
Exchange	Eurex
Currency	EUR
Security type	Future
Underlying	RWE AG
Maturity	05-2024
Contract size	100

## Market data

Bid (Bid size)	- EUR (-)
Ask (Ask size)	- EUR (-)
Open	33.146 EUR
High	33.146 EUR
Low	33.146 EUR
Close (prev. day)	32.4187 EUR
Underlying	RWE AG
Underlying price (date)	33.11 (24/05/07)
Settlement price (date)	33.15 (24/05/07)
Open Interest	0

## Performance and Risk

	6m	1Y	3Y
Perf (%)	-9.11%	-21.61%	-
Perf (abs.)	-3.32	-9.14	-
Beta	-	-	-
Volatility	23.45	21.49	-

## Futures and Options

Related Futures	-
Related Options	-












5Y

Information about previous performance does not guarantee future performance.  
Source: FactSet

## Price data

Ø price 5 days   Ø volume 5 days (pcs.)	32.478 EUR (0)
Ø price 30 days   Ø volume 30 days (pcs.)	31.147 EUR (0)
Ø price 100 days   Ø volume 100 days (pcs.)	33.750 EUR (0)
Ø price 250 days   Ø volume 250 days (pcs.)	36.512 EUR (0)
YTD High   date	40.935 EUR (2024/01/09)
YTD Low   date	29.824 EUR (2024/02/26)
52 Weeks High   date	43.351 EUR (2023/05/12)
52 Weeks Low   date	29.824 EUR (2024/02/26)

## Recent Research

on underlying	on sector	on market	
Date		Headline	Download
2024/04/26		Global Equity Ratings	
2024/04/03		Global Equity Ratings	
2024/03/13		Global Equity Ratings	
2024/02/22		Global Equity Ratings	
2024/02/14		Global Equity Ratings	