

WIENERBERGER AG FUTURE (WIBG) - EUX/202405

2024/05/03 18:33:43

Price
33.7063 EUR

Difference  2.30% (0.76)

General attributes

Symbol	WIBGK24
Exchange	Eurex
Currency	EUR
Security type	Future
Underlying	WIENERBERGER AG
Maturity	05-2024
Contract size	100

Market data

Bid (Bid size)	- EUR (-)
Ask (Ask size)	- EUR (-)
Open	33.7063 EUR
High	33.7063 EUR
Low	33.7063 EUR
Close (prev. day)	32.9477 EUR
Underlying	WIENERBERGER AG
Underlying price (date)	34.34 (24/05/03)
Settlement price (date)	33.71 (24/05/03)
Open Interest	0

Performance and Risk

	6m	1Y	3Y
Perf (%)	+41.75%	+25.97%	-
Perf (abs.)	+9.93	+6.95	-
Beta	-	-	-
Volatility	22.00	23.43	-

Futures and Options

Related Futures	-
Related Options	-







Information about previous performance does not guarantee future performance.
Source: FactSet

Price data

Ø price 5 days Ø volume 5 days (pcs.)	33.0996 EUR (0)
Ø price 30 days Ø volume 30 days (pcs.)	32.6428 EUR (0)
Ø price 100 days Ø volume 100 days (pcs.)	31.0316 EUR (0)
Ø price 250 days Ø volume 250 days (pcs.)	28.0317 EUR (0)
YTD High date	33.7063 EUR (2024/05/03)
YTD Low date	27.5669 EUR (2024/01/17)
52 Weeks High date	33.7063 EUR (2024/05/03)
52 Weeks Low date	22.0272 EUR (2023/10/25)

Recent Research

on sector		on market	
Date		Headline	Download
2024/04/26		Global Equity Ratings	
2024/04/03		Global Equity Ratings	
2024/03/13		Global Equity Ratings	
2024/02/22		Global Equity Ratings	
2024/02/14		Global Equity Ratings	

5Y