

SALESFORCE.COM INC. FUTURE (FOOG) - EUX/202405

2024/05/02 18:23:31

Price
271.9761 USDDifference  -0.20% (-0.55)

General attributes

Symbol	FOOGK24
Exchange	Eurex
Currency	USD
Security type	Future
Underlying	SALESFORCE INC.
Maturity	05-2024
Contract size	100

Market data

Bid (Bid size)	- USD (-)
Ask (Ask size)	- USD (-)
Open	271.9761 USD
High	271.9761 USD
Low	271.9761 USD
Close (prev. day)	272.5249 USD
Underlying	SALESFORCE INC.
Underlying price (date)	272.13 (24/05/02)
Settlement price (date)	271.98 (24/05/02)
Open Interest	0

Performance and Risk

	6m	1Y	3Y
Perf (%)	+32.76%	+30.83%	-
Perf (abs.)	+67.25	+64.22	-
Beta	-	-	-
Volatility	27.67	26.03	-

Futures and Options

Related Futures	-
Related Options	-

5Y












Information about previous performance does not guarantee future performance.
Source: FactSet

Price data

Ø price 5 days Ø volume 5 days (pcs.)	274.4928 USD (0)
Ø price 30 days Ø volume 30 days (pcs.)	292.6332 USD (0)
Ø price 100 days Ø volume 100 days (pcs.)	286.8096 USD (0)
Ø price 250 days Ø volume 250 days (pcs.)	248.5532 USD (0)
YTD High date	321.1013 USD (2024/03/01)
YTD Low date	257.2106 USD (2024/01/05)
52 Weeks High date	321.1013 USD (2024/03/01)
52 Weeks Low date	15.3923 USD (2023/12/14)

Recent Research

on sector		on market	
Date		Headline	Download
2024/04/26		Global Equity Ratings	
2024/04/03		Global Equity Ratings	
2024/03/13		Global Equity Ratings	
2024/02/22		Global Equity Ratings	
2024/02/14		Global Equity Ratings	