

ASML HOLDING N.V. FUTURE (ASMH) - EUX/202405

2024/04/26 18:30:51

Price
860.7492 EURDifference  3.18% (26.50)

General attributes

Symbol	ASMHK24
Exchange	Eurex
Currency	EUR
Security type	Future
Underlying	ASML HOLDING N.V.
Maturity	05-2024
Contract size	100

Market data

Bid (Bid size)	- EUR (-)
Ask (Ask size)	- EUR (-)
Open	860.7492 EUR
High	860.7492 EUR
Low	860.7492 EUR
Close (prev. day)	834.2455 EUR
Underlying	ASML HOLDING N.V.
Underlying price (date)	858.80 (24/04/26)
Settlement price (date)	860.75 (24/04/26)
Open Interest	750

Performance and Risk

	6m	1Y	3Y
Perf (%)	+51.12%	+50.30%	-
Perf (abs.)	+291.17	+288.05	-
Beta	-	-	-
Volatility	31.25	30.20	-

Futures and Options

Related Futures	-
Related Options	-












Information about previous performance does not guarantee future performance.
Source: FactSet

Price data

Ø price 5 days Ø volume 5 days (pcs.)	835.8716 EUR (100)
Ø price 30 days Ø volume 30 days (pcs.)	883.9896 EUR (25)
Ø price 100 days Ø volume 100 days (pcs.)	805.2746 EUR (8)
Ø price 250 days Ø volume 250 days (pcs.)	699.2965 EUR (3)
YTD High date	955.1004 EUR (2024/03/07)
YTD Low date	650.9398 EUR (2024/01/05)
52 Weeks High date	955.1004 EUR (2024/03/07)
52 Weeks Low date	553.1066 EUR (2023/09/26)

Recent Research

on underlying	on sector	on market	
Date		Headline	Download
2024/04/26		Global Equity Ratings	
2024/04/03		Global Equity Ratings	
2024/03/13		Global Equity Ratings	
2024/02/22		Global Equity Ratings	
2024/02/14		Global Equity Ratings	