

NESTLÉ S.A. FUTURE (NESG) - EUX/202405

2024/04/26 18:31:44

Price
92.7789 CHF

Difference  0.67% (0.62)

General attributes

| | |
|---------------|-----------|
| Symbol | NESGK24 |
| Exchange | Eurex |
| Currency | CHF |
| Security type | Future |
| Underlying | NESTLÉ SA |
| Maturity | 05-2024 |
| Contract size | 100 |

Market data

| | |
|-------------------------|------------------|
| Bid (Bid size) | - CHF (-) |
| Ask (Ask size) | - CHF (-) |
| Open | 92.7789 CHF |
| High | 92.7789 CHF |
| Low | 92.7789 CHF |
| Close (prev. day) | 92.1621 CHF |
| Underlying | NESTLÉ SA |
| Underlying price (date) | 92.70 (24/04/26) |
| Settlement price (date) | 92.78 (24/04/26) |
| Open Interest | 17,500 |

Performance and Risk

| | 6m | 1Y | 3Y |
|-------------|--------|---------|----|
| Perf (%) | -4.76% | -19.01% | - |
| Perf (abs.) | -4.64 | -21.78 | - |
| Beta | - | - | - |
| Volatility | 16.06 | 15.41 | - |

Futures and Options

| | |
|-----------------|---|
| Related Futures | - |
| Related Options | - |

5Y











Information about previous performance does not guarantee future performance.
Source: FactSet

Price data

| | |
|---|---------------------------|
| Ø price 5 days Ø volume 5 days (pcs.) | 93.4592 CHF (0) |
| Ø price 30 days Ø volume 30 days (pcs.) | 92.4253 CHF (483) |
| Ø price 100 days Ø volume 100 days (pcs.) | 94.3662 CHF (175) |
| Ø price 250 days Ø volume 250 days (pcs.) | 100.1133 CHF (70) |
| YTD High date | 98.2612 CHF (2024/02/05) |
| YTD Low date | 89.8844 CHF (2024/02/29) |
| 52 Weeks High date | 115.8580 CHF (2023/05/05) |
| 52 Weeks Low date | 89.8844 CHF (2024/02/29) |

Recent Research

| on underlying | on sector | on market | |
|---------------|---|-----------------------|---|
| Date | | Headline | Download |
| 2024/04/26 |  | Global Equity Ratings |  |
| 2024/04/03 |  | Global Equity Ratings |  |
| 2024/03/13 |  | Global Equity Ratings |  |
| 2024/02/22 |  | Global Equity Ratings |  |
| 2024/02/14 |  | Global Equity Ratings |  |