

JOHNSON & JOHNSON FUTURE (JNJF) - EUX/202405

2024/04/26 18:31:34

Price
147.0287 USDDifference  -0.07% (-0.10)

General attributes

Symbol	JNJK24
Exchange	Eurex
Currency	USD
Security type	Future
Underlying	JOHNSON & JOHNSON
Maturity	05-2024
Contract size	100

Market data

Bid (Bid size)	- USD (-)
Ask (Ask size)	- USD (-)
Open	147.0287 USD
High	147.0287 USD
Low	147.0287 USD
Close (prev. day)	147.1331 USD
Underlying	JOHNSON & JOHNSON
Underlying price (date)	146.14 (24/04/26)
Settlement price (date)	147.03 (24/04/26)
Open Interest	0

Performance and Risk

	6m	1Y	3Y
Perf (%)	-4.24%	-12.05%	-
Perf (abs.)	-6.51	-20.14	-
Beta	-	-	-
Volatility	13.75	15.61	-

Futures and Options

Related Futures	-
Related Options	-

5Y












Information about previous performance does not guarantee future performance.
Source: FactSet

Price data

Ø price 5 days Ø volume 5 days (pcs.)	148.4057 USD (0)
Ø price 30 days Ø volume 30 days (pcs.)	153.1617 USD (0)
Ø price 100 days Ø volume 100 days (pcs.)	158.3087 USD (0)
Ø price 250 days Ø volume 250 days (pcs.)	161.5037 USD (0)
YTD High date	164.3249 USD (2024/03/01)
YTD Low date	144.7689 USD (2024/04/17)
52 Weeks High date	179.7544 USD (2023/07/28)
52 Weeks Low date	144.7689 USD (2024/04/17)

Recent Research

on underlying	on sector	on market	
Date		Headline	Download
2024/04/26		Global Equity Ratings	
2024/04/03		Global Equity Ratings	
2024/03/13		Global Equity Ratings	
2024/02/22		Global Equity Ratings	
2024/02/14		Global Equity Ratings	