

ASTRAZENECA PLC FUTURE (AZNF) - EUX/202405

2024/05/15 18:23:26

Price
12,175.4765 GBP

Difference  **-0.62% (-75.77)**

General attributes

Symbol	AZNFK24
Exchange	Eurex
Currency	GBP
Security type	Future
Underlying	ASTRAZENECA PLC
Maturity	05-2024
Contract size	1,000

Market data

Bid (Bid size)	- GBP (-)
Ask (Ask size)	- GBP (-)
Open	12,175.4765 GBP
High	12,175.4765 GBP
Low	12,175.4765 GBP
Close (prev. day)	12,251.2469 GBP
Underlying	ASTRAZENECA PLC
Underlying price (date)	12,100.00 (24/05/16)
Settlement price (date)	12,175.48 (24/05/15)
Open Interest	0

Performance and Risk

	6m	1Y	3Y
Perf (%)	+19.28%	-2.09%	-
Perf (abs.)	+1,968.30	-260.35	-
Beta	-	-	-
Volatility	22.00	23.90	-

Futures and Options

Related Futures	-
Related Options	-

5Y







Information about previous performance does not guarantee future performance.
 Source: FactSet

Price data

Ø price 5 days Ø volume 5 days (pcs.)	12,296.0611 GBP (0)
Ø price 30 days Ø volume 30 days (pcs.)	11,557.5894 GBP (0)
Ø price 100 days Ø volume 100 days (pcs.)	10,764.6681 GBP (0)
Ø price 250 days Ø volume 250 days (pcs.)	10,920.3709 GBP (0)
YTD High date	12,382.3703 GBP (2024/05/10)
YTD Low date	9,479.0293 GBP (2024/02/12)
52 Weeks High date	12,504.1735 GBP (2023/05/16)
52 Weeks Low date	9,479.0293 GBP (2024/02/12)

Recent Research

on sector			
Date		Headline	Download
2024/04/26		Global Equity Ratings	
2024/04/03		Global Equity Ratings	
2024/03/13		Global Equity Ratings	
2024/02/22		Global Equity Ratings	
2024/02/14		Global Equity Ratings	