

ASSICURAZIONI GENERALI S.P.A. FUTURE (ASGG) - EUX/202405

2024/05/03 18:32:40

Price
23.0426 EURDifference  -0.83% (-0.19)

General attributes

Symbol	ASGGK24
Exchange	Eurex
Currency	EUR
Security type	Future
Underlying	ASSICURAZIONI GENERALI S.P.A.
Maturity	05-2024
Contract size	1,000

Market data

Bid (Bid size)	- EUR (-)
Ask (Ask size)	- EUR (-)
Open	23.0426 EUR
High	23.0426 EUR
Low	23.0426 EUR
Close (prev. day)	23.2347 EUR
Underlying	ASSICURAZIONI GENERALI S.P.A.
Underlying price (date)	23.01 (24/05/03)
Settlement price (date)	23.04 (24/05/03)
Open Interest	0

Performance and Risk

	6m	1Y	3Y
Perf (%)	+18.53%	+25.59%	-
Perf (abs.)	+3.60	+4.69	-
Beta	-	-	-
Volatility	11.50	13.25	-

Futures and Options

Related Futures	-
Related Options	-










Information about previous performance does not guarantee future performance.
Source: FactSet

Price data

Ø price 5 days Ø volume 5 days (pcs.)	23.0075 EUR (0)
Ø price 30 days Ø volume 30 days (pcs.)	23.0771 EUR (0)
Ø price 100 days Ø volume 100 days (pcs.)	21.5092 EUR (0)
Ø price 250 days Ø volume 250 days (pcs.)	20.2070 EUR (0)
YTD High date	23.7974 EUR (2024/03/27)
YTD Low date	19.6264 EUR (2024/01/03)
52 Weeks High date	23.7974 EUR (2024/03/27)
52 Weeks Low date	18.1809 EUR (2023/05/04)

Recent Research

on sector		on market	
Date		Headline	Download
2024/05/03		Akciové trhy - denní zpráva	
2024/05/02		Akciové trhy - denní zpráva	
2024/04/30		Akciové trhy - denní zpráva	
2024/04/29		Akciové trhy - denní zpráva	
2024/04/26		Global Equity Ratings	