

CHICKEN SOUP FOR THE SOUL ENTERTAINMENT INC. CLASS A

ISIN: **US16842Q1004** WKN: **16842Q100**

Overview

2024/05/17 20:08:15

Price
0.3082 EURDifference  4.26% (0.01)

General attributes

ISIN	US16842Q1004
Symbol	CSSE
Exchange	Berlin
Currency	EUR
Sector	Media / Entertainment / Recreation
Security type	Stock
Market cap (m)	8 EUR
Benchmark	S&P 500

Market data

Bid (Bid size)	-
Ask (Ask size)	-
Open	0.302 EUR
High	0.3082 EUR
Low	0.2964 EUR
Close (prev. day)	0.2956 EUR
VWAP	-
Volume (pcs)	0
Trading volume	0.00
Number of trades	12
Last size	0

Futures and Options





Related Futures	-
Related Options	-

5Y



Information about previous performance does not guarantee future performance.
Source: FactSet

Recent research

on sector		on market	
Date		Headline	Download
2024/04/26		Global Equity Ratings	
2024/04/03		Global Equity Ratings	
2024/03/13		Global Equity Ratings	
2024/02/22		Global Equity Ratings	
2024/02/14		Global Equity Ratings	

Details

2024/05/17 20:08:15

Price
0.3082 EUR

Difference ▲ 4.26% (0.01)

General attributes

ISIN	US16842Q1004
Symbol	CSSE
Exchange	Berlin
Currency	EUR
Sector	Media / Entertainment / Recreation
Security type	Stock
Market cap (m)	8 EUR
Benchmark	S&P 500

Market data

Bid (Bid size)	-
Ask (Ask size)	-
Open	0.302 EUR
High	0.3082 EUR
Low	0.2964 EUR
Close (prev. day)	0.2956 EUR
VWAP	-
Volume (pcs)	0
Trading volume	0.00
Number of trades	12
Last size	0

Performance and Risk

	6m	1Y	3Y
Perf (%)	+23.28%	-78.30%	-
Perf (abs.)	+0.06	-1.11	-
Beta	0.43	1.22	1.28
Volatility	171.27	141.99	-

5Y



Information about previous performance does not guarantee future performance.
Source: FactSet

Price data

Ø price 5 days Ø volume 5 days (pcs.)	0.2852 EUR (0)
Ø price 30 days Ø volume 30 days (pcs.)	0.1994 EUR (0)
Ø price 100 days Ø volume 100 days (pcs.)	0.1795 EUR (0)
Ø price 250 days Ø volume 250 days (pcs.)	0.4361 EUR (0)
YTD High date	0.3728 EUR (2024/05/02)
YTD Low date	0.1270 EUR (2024/03/15)
52 Weeks High date	1.4400 EUR (2023/05/23)
52 Weeks Low date	0.1270 EUR (2024/03/15)

All listings for CHICKEN SOUP FOR THE SOUL ENTERTAINMENT INC. CLASS A

Exchange	Date	Time	Price	Trading volume (mio.)	Number of trades
Tradegate	2024/05/17	22:02	0.3082 EUR	0.00	1
Stuttgart	2024/05/17	21:59	0.3006 EUR	0.00	4
Nasdaq	2024/05/17	22:00	0.337 USD	0.25	935
Frankfurt	2024/05/17	08:00	0.2882 EUR	0.00	2
Berlin	2024/05/17	20:08	0.3082 EUR	0.00	12

Company profile

Company Logo



Company Profile

-

Contact Details

CHICKEN SOUP FOR THE SOUL
ENTERTAIN.

--

Telefon: -

Fax: -

E-mail: -