

SWISS MARKET INDEX (SMI) FUTURE (FSMI) - EUX/202603

2024/09/17 18:27:25

Price
11,825.00 CHF

Difference  0.25% (30.00)

General attributes

Symbol	FSMIH26
Exchange	Eurex
Currency	CHF
Security type	Future
Underlying	SWISS MARKET INDEX
Maturity	03-2026
Contract size	1

Market data

Bid (Bid size)	- CHF (-)
Ask (Ask size)	- CHF (-)
Open	11,825.00 CHF
High	11,825.00 CHF
Low	11,825.00 CHF
Close (prev. day)	11,795.00 CHF
Underlying	SWISS MARKET INDEX
Underlying price (date)	11,970.74 (24/09/18)
Settlement price (date)	11,825.00 (24/09/17)
Open Interest	0

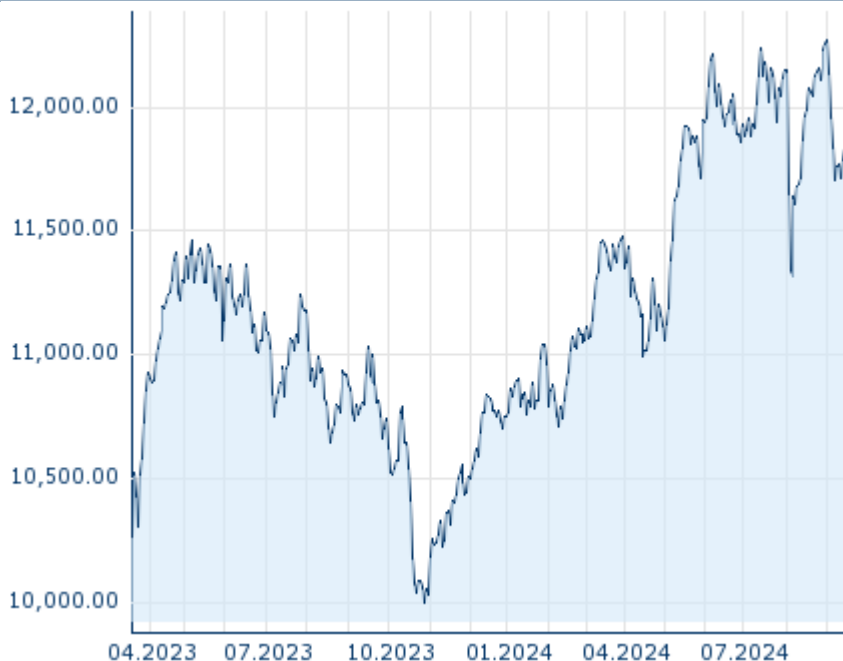
Performance and Risk

	6m	1Y	3Y
Perf (%)	+3.50%	+7.17%	-
Perf (abs.)	+400.00	+791.00	-
Beta	-	-	-
Volatility	13.41	11.90	-

Futures and Options

Related Futures	-
Related Options	-

5Y







Information about previous performance does not guarantee future performance.
Source: FactSet

Price data

Ø price 5 days Ø volume 5 days (pcs.)	11,792.00 CHF (0)
Ø price 30 days Ø volume 30 days (pcs.)	11,931.40 CHF (0)
Ø price 100 days Ø volume 100 days (pcs.)	11,893.81 CHF (0)
Ø price 250 days Ø volume 250 days (pcs.)	11,246.48 CHF (0)
YTD High date	12,271.00 CHF (2024/09/02)
YTD Low date	10,715.00 CHF (2024/02/09)
52 Weeks High date	12,271.00 CHF (2024/09/02)
52 Weeks Low date	10,002.00 CHF (2023/10/27)

Recent Research

on market			
Date		Headline	Download
2024/09/11		Global Equity Ratings	
2024/08/12		Global Equity Ratings	
2024/07/12		Global Equity Ratings	
2024/07/03		Global Strategy 3Q 2024	
2024/06/21		Global Equity Ratings	