

EVOTEC AG

ISIN: DE0005664809

WKN: 566480

Overview

2024/04/24 17:45:34

Price

10.18 USD

Difference  -26.39% (-3.65)

General attributes

ISIN DE0005664809

Symbol EVT

Exchange FINRA other OTC Issues

Currency USD

Sector Chemical / Pharmaceutical / Health

Security type Stock

Market cap (m) 1,688 EUR

Benchmark GERMANY DAX

Market data

Bid (Bid size) -

Ask (Ask size) -

Open 10.44 USD

High 10.44 USD

Low 10.18 USD

Close (prev. day) 13.83 USD

VWAP 10.336667 USD

Volume (pcs) 600

Trading volume 6,202.00

Number of trades 3

Last size 100

Futures and Options

Related Futures 23

Related Options -

PDF Downloads

Company report: EVOTEC AG






5Y



Information about previous performance does not guarantee future performance.

Source: FactSet

Recent research

| on sector | | on market | |
|------------|---|-----------------------|---|
| Date | | Headline | Download |
| 2024/04/26 |  | Global Equity Ratings |  |
| 2024/04/03 |  | Global Equity Ratings |  |
| 2024/03/13 |  | Global Equity Ratings |  |
| 2024/02/22 |  | Global Equity Ratings |  |
| 2024/02/14 |  | Global Equity Ratings |  |

Details

2024/04/24 17:45:34

Price

10.18 USD

Difference ▼ -26.39% (-3.65)

General attributes

ISIN DE0005664809

Symbol EVT

Exchange FINRA other OTC Issues

Currency USD

Sector Chemical / Pharmaceutical / Health

Security type Stock

Market cap (m) 1,688 EUR

Benchmark GERMANY DAX

Market data

Bid (Bid size) -

Ask (Ask size) -

Open 10.44 USD

High 10.44 USD

Low 10.18 USD

Close (prev. day) 13.83 USD

VWAP 10.336667 USD

Volume (pcs) 600

Trading volume 6,202.00

Number of trades 3

Last size 100

Performance and Risk

| | 6m | 1Y | 3Y |
|-------------|--------|---------|---------|
| Perf (%) | - | -50.70% | -75.02% |
| Perf (abs.) | - | -10.47 | -30.57 |
| Beta | 1.68 | 1.59 | 1.05 |
| Volatility | 157.32 | 102.24 | 91.92 |

5Y



Information about previous performance does not guarantee future performance.
Source: FactSet

Price data

Ø price 5 days | Ø volume 5 days (pcs.) - USD (-)

Ø price 30 days | Ø volume 30 days (pcs.) - USD (-)

Ø price 100 days | Ø volume 100 days (pcs.) 17.78 USD (294)

Ø price 250 days | Ø volume 250 days (pcs.) 20.29 USD (147)

YTD High | date 22.82 USD (2024/01/03)

YTD Low | date 10.18 USD (2024/04/24)

52 Weeks High | date 25.48 USD (2023/07/27)

52 Weeks Low | date 10.18 USD (2024/04/24)

All listings for EVOTEC AG

| Exchange | Date | Time | Price | Trading volume (mio.) | Number of trades |
|-----------------------|------------|-------|-----------|-----------------------|------------------|
| Xetra | 2024/05/10 | 17:43 | 9.52 EUR | 10.95 | 2,426 |
| Vienna Stock Exchange | 2024/05/10 | 17:32 | 9.54 EUR | 0.00 | 2 |
| Tradegate | 2024/05/10 | 22:26 | 9.56 EUR | 3.76 | 595 |
| Stuttgart | 2024/05/10 | 21:45 | 9.535 EUR | 0.43 | 108 |
| SIX Swiss Exchange | 2023/ | 17:35 | 27.76 CHF | 0.00 | 1 |

| | | | | | | |
|---|----------------|-------|------------|------|--|----|
| | 04/12 | | | | | |
| Munich | 2024/ 05/10 | 19:02 | 9.54 EUR | 0.00 | | 4 |
| London Stock Exchange European Trade Reporting | 2024/ 05/10 | 17:30 | 9.5125 EUR | 0.00 | | 2 |
| Hanover | 2024/ 05/10 | 08:16 | 9.58 EUR | 0.00 | | 3 |
| Hamburg | 2024/ 05/10 | 10:31 | 9.645 EUR | 0.00 | | 2 |
| Frankfurt | 2024/ 05/10 | 21:41 | 9.525 EUR | 0.52 | | 26 |
| FINRA other OTC Issues | 2024/ 04/24 | 17:45 | 10.18 USD | 0.01 | | 3 |
| Euronext Milan MTF Trading After Hours | 2024/ 03/21 | 18:00 | 13.20 EUR | 0.00 | | 2 |
| Euronext Milan MTF Global Equity Market | 2024/ 05/10 | 17:44 | 9.55 EUR | 0.00 | | 1 |
| Duesseldorf | 2024/ 05/10 | 19:31 | 9.51 EUR | 0.00 | | 5 |
| Berlin | 2024/ 05/10 | 21:52 | 9.545 EUR | 0.03 | | 17 |

Company profile

Company Logo



Contact Details

EVOTEC SE

--

Manfred Eigen Campus, Essener Bogen 7 -
22419 Hamburg

Telefon: +49-40-56081-0

Fax: +49-40-56081-222

E-mail: info@evotec.com

PDF Downloads

Company report: EVOTEC AG



Company Profile

Evotec SE engages in the discovery and development of new drugs for pharmaceutical and biotechnology companies. It operates through the following segments: EVT Execute and EVT Innovate. The EVT Execute segment provides stand-alone or integrated drug discovery solutions for collaborators targets and programmers on a typical fee-for-service basis or through a variety of commercial structures, which may include performance-based components, such as milestones and royalties. The EVT Innovate develops drug discovery projects, assets and platforms, both internally or through academic collaborations. The company was founded by Manfred Eigen, Karsten Henco, Ulrich Aldag, Freimut Leidenberger, Heinrich Maria Schulte, Rudolf Rigler, and Charles Weissmann on December 8, 1993 and is headquartered in Hamburg, Germany.

Members of Management Board

| | |
|-----------------|-------------------------------|
| Mario Polywka | Chairman of Managing Board |
| Cord Dohrmann | Member of Executive Committee |
| Craig Johnstone | Member of Executive Committee |
| Matthias Evers | Member of Executive Committee |
| Laetitia Rouxel | Member of Executive Committee |

Board of directors

| | |
|-------------------------|-------------------------------|
| Iris Löw-Friedrich | Chairman of Supervisory Board |
| Constanze Ulmer-Eilfort | Member of Supervisory Board |
| Elaine Sullivan | Member of Supervisory Board |
| Camilla Languille | Member of Supervisory Board |
| Roland Sackers | Member of Supervisory Board |