

WESTGOLD RESOURCES LTD.

ISIN: **AU000000WGX6** WKN: -

Overview

2024/08/02 19:30:34

Price

1.589 EUR

Difference  1.40% (0.02)

General attributes

ISIN AU000000WGX6

Symbol WGX

Exchange Duesseldorf

Currency EUR

Sector Energy / Commodities

Security type Stock

Market cap (m) 1,566 EUR

Benchmark ASX ALL ORDINARIES INDEX

Market data

Bid (Bid size) -

Ask (Ask size) -

Open 1.652 EUR

High 1.652 EUR

Low 1.589 EUR

Close (prev. day) 1.567 EUR

VWAP -

Volume (pcs) 0

Trading volume 0.00

Number of trades 5

Last size 0

Futures and Options

Related Futures -

Related Options -

5Y









Information about previous performance does not guarantee future performance.

Source: FactSet

Recent research

on sector

Date	Headline	Download
2024/08/02	 Akciové trhy - denní zpráva	
2024/08/01	 Akciové trhy - denní zpráva	
2024/07/31	 Akciové trhy - denní zpráva	
2024/07/30	 Akciové trhy - denní zpráva	
2024/07/29	 Akciové trhy - denní zpráva	

Details

2024/08/02 19:30:34

Price

1.589 EUR

 Difference ▲ 1.40% (0.02)

General attributes

ISIN	AU000000WGX6
Symbol	WGX
Exchange	Duesseldorf
Currency	EUR
Sector	Energy / Commodities
Security type	Stock
Market cap (m)	1,566 EUR
Benchmark	ASX ALL ORDINARIES INDEX

Market data

Bid (Bid size)	-
Ask (Ask size)	-
Open	1.652 EUR
High	1.652 EUR
Low	1.589 EUR
Close (prev. day)	1.567 EUR
VWAP	-
Volume (pcs)	0
Trading volume	0.00
Number of trades	5
Last size	0

Performance and Risk

	6m	1Y	3Y
Perf (%)	+28.51%	+76.32%	-
Perf (abs.)	+0.35	+0.69	-
Beta	1.38	1.09	0.96
Volatility	56.97	53.75	-

5Y



Information about previous performance does not guarantee future performance.
Source: FactSet

Price data

Ø price 5 days Ø volume 5 days (pcs.)	1.539 EUR (0)
Ø price 30 days Ø volume 30 days (pcs.)	1.566 EUR (0)
Ø price 100 days Ø volume 100 days (pcs.)	1.435 EUR (0)
Ø price 250 days Ø volume 250 days (pcs.)	1.262 EUR (0)
YTD High date	1.678 EUR (2024/07/17)
YTD Low date	1.066 EUR (2024/02/27)
52 Weeks High date	1.678 EUR (2024/07/17)
52 Weeks Low date	0.796 EUR (2023/08/17)

Arbitrage views

Exchange ⊕	Date	Time	Price	Trading volume (mio.)	Number of trades
Tradegate	2024/08/02	22:26	1.623 EUR	0.00	6
Stuttgart	2024/08/02	14:39	1.654 EUR	0.00	5
Munich	2024/08/02	08:10	1.664 EUR	0.00	2
Frankfurt	2024/08/02	08:06	1.659 EUR	0.00	2
FINRA other OTC	2024/	16:24	1.8003 USD	0.00	2

Issues	08/02				
Duesseldorf	2024/ 08/02	19:30	1.589 EUR	0.00	5
Berlin	2024/ 08/02	21:46	1.623 EUR	0.00	10
Australian Securities Exchange	2024/ 08/02	08:10	2.81 AUD	84.96	8,928

Company profile

Company Logo



Company Profile

-

Contact Details

SPARTAN RESOURCES

--

Colin Street, Level 1 41-47 6872 West Perth

Telefon: +61 8 9481 3434

Fax: +61 8 9481 0411

E-mail: admin@spartan1.com.au