

EUR/DKK FUTURE (FCDK) - EUX/202503

2024/07/17 15:50:35

Price
7.4539 DKK
 Difference  0.06% (0.00)

General attributes

Symbol FCDKH25
Exchange Eurex
Currency DKK
Security type Future
Underlying EURO / DANISH KRONE (EUR/DKK)
Maturity 03-2025
Contract size 1

Market data

Bid (Bid size) - DKK (-)
Ask (Ask size) - DKK (-)
Open 7.4539 DKK
High 7.4539 DKK
Low 7.4539 DKK
Close (prev. day) 7.4493 DKK
Underlying EURO / DANISH KRONE (EUR/DKK)
Underlying price (date) 7.4611 (24/07/16)
Settlement price (date) 7.45 (24/07/17)
Open Interest 0

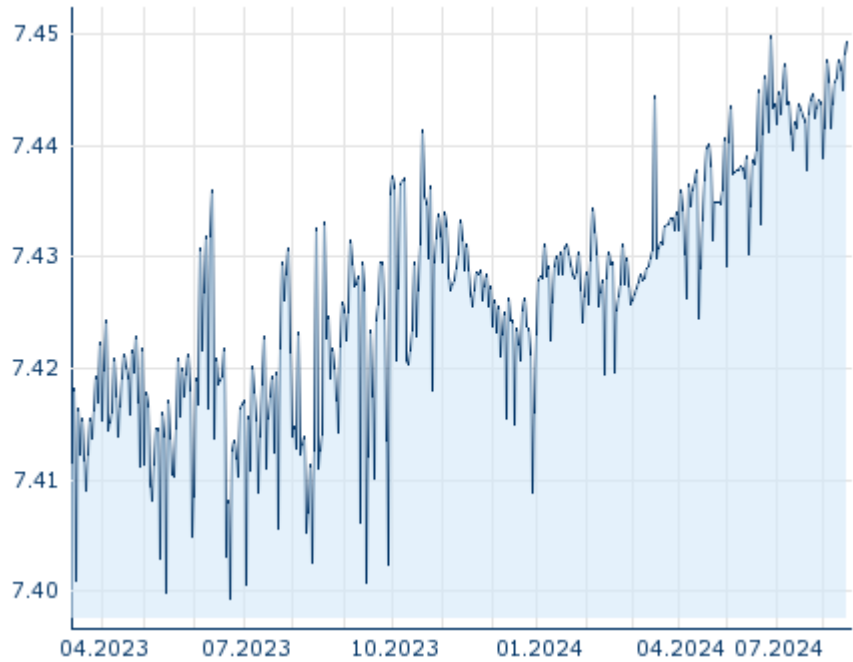
Performance and Risk

	6m	1Y	3Y
Perf (%)	+0.28%	+0.36%	-
Perf (abs.)	+0.02	+0.03	-
Beta	-	-	-
Volatility	0.97	1.50	-

Futures and Options

Related Futures -
Related Options -

5Y












Information about previous performance does not guarantee future performance.
 Source: FactSet

Price data

Ø price 5 days Ø volume 5 days (pcs.)	7.4475 DKK (0)
Ø price 30 days Ø volume 30 days (pcs.)	7.4439 DKK (0)
Ø price 100 days Ø volume 100 days (pcs.)	7.4377 DKK (0)
Ø price 250 days Ø volume 250 days (pcs.)	7.4302 DKK (0)
YTD High date	7.4499 DKK (2024/05/29)
YTD Low date	7.4194 DKK (2024/02/13)
52 Weeks High date	7.4499 DKK (2024/05/29)
52 Weeks Low date	7.4007 DKK (2023/09/15)

Recent Research

on market		
Date	Headline	Download
2024/07/17	 Ranní restart	
2024/07/16	 Ranní restart: bydlení v ČR, násilí a kabely	
2024/07/15	 Ranní restart: atentát, sjezd a polarizace	
2024/07/15	 Data mix in the week to come	
2024/07/12	 Ranní restart	