

ENLIVEN THERAPEUTICS INC COM USD0.001

ISIN: **US29337E1029** WKN: **29337E102**

Overview

2024/08/16 22:00:00

Price
23.71 USDDifference  -0.25% (-0.06)

General attributes

ISIN	US29337E1029
Symbol	ELVN
Exchange	Nasdaq
Currency	USD
Sector	-
Security type	Stock
Market cap (m)	1,021 EUR
Benchmark	S&P 500

Market data

Bid (Bid size)	15.00 USD (2,000)
Ask (Ask size)	34.21 USD (100)
Open	23.97 USD
High	24.28 USD
Low	23.36 USD
Close (prev. day)	23.77 USD
VWAP	23.865476 USD
Volume (pcs)	95,396
Trading volume	2,279,302.95
Number of trades	3,001
Last size	-

Futures and Options











Related Futures	-
Related Options	-

5Y



Information about previous performance does not guarantee future performance.
Source: FactSet

Recent research

on market			
Date		Headline	Download
2024/08/12		Global Equity Ratings	
2024/07/24		Global Equity Ratings	
2024/07/12		Global Equity Ratings	
2024/07/03		Global Strategy 3Q 2024	
2024/06/21		Global Equity Ratings	

Details

2024/08/16 22:00:00

Price

23.71 USD

Difference  -0.25% (-0.06)

General attributes

ISIN	US29337E1029
Symbol	ELVN
Exchange	Nasdaq
Currency	USD
Sector	-
Security type	Stock
Market cap (m)	1,021 EUR
Benchmark	S&P 500

Market data

Bid (Bid size)	15.00 USD (2,000)
Ask (Ask size)	34.21 USD (100)
Open	23.97 USD
High	24.28 USD
Low	23.36 USD
Close (prev. day)	23.77 USD
VWAP	23.865476 USD
Volume (pcs)	95,396
Trading volume	2,279,302.95
Number of trades	3,001
Last size	-

Performance and Risk

	6m	1Y	3Y
Perf (%)	+41.22%	+54.56%	-
Perf (abs.)	+6.92	+8.37	-
Beta	2.16	2.11	0.87
Volatility	89.47	84.56	-

5Y



Information about previous performance does not guarantee future performance.
Source: FactSet

Price data

Ø price 5 days Ø volume 5 days (pcs.)	22.42 USD (122,772)
Ø price 30 days Ø volume 30 days (pcs.)	23.59 USD (234,375)
Ø price 100 days Ø volume 100 days (pcs.)	21.76 USD (338,777)
Ø price 250 days Ø volume 250 days (pcs.)	17.12 USD (212,464)
YTD High date	27.67 USD (2024/07/29)
YTD Low date	10.90 USD (2024/03/15)
52 Weeks High date	27.67 USD (2024/07/29)
52 Weeks Low date	9.80 USD (2023/12/12)

Arbitrage views

Exchange	Date	Time	Price	Trading volume (mio.)	Number of trades
Nasdaq	2024/08/16	22:00	23.71 USD	2.28	3,001

Company profile

Company Logo



Company Profile

-

Contact Details

IMARA INC.

--

Telefon: -

Fax: -

E-mail: -