

AVENUE THERAPEUTICS INC.

ISIN: **US05360L4032** WKN: **05360L403**

Overview

2024/04/25 08:12:01

Price
0.0836 EUR

Difference  8.15% (0.01)

General attributes

ISIN	US05360L4032
Symbol	ATXI
Exchange	Duesseldorf
Currency	EUR
Sector	Chemical / Pharmaceutical / Health
Security type	Stock
Market cap (m)	3 EUR
Benchmark	S&P 500

Market data

Bid (Bid size)	-
Ask (Ask size)	-
Open	0.0836 EUR
High	0.0836 EUR
Low	0.0836 EUR
Close (prev. day)	0.0773 EUR
VWAP	-
Volume (pcs)	0
Trading volume	0.00
Number of trades	1
Last size	0

Futures and Options











Related Futures	-
Related Options	-

5Y



Information about previous performance does not guarantee future performance.
Source: FactSet

Recent research

on sector		on market	
Date		Headline	Download
2024/07/12		Global Equity Ratings	
2024/06/21		Global Equity Ratings	
2024/06/14		Global Equity Ratings	
2024/05/29		Global Equity Ratings	
2024/04/26		Global Equity Ratings	

Details

2024/04/25 08:12:01

Price

0.0836 EUR

Difference ▲ 8.15% (0.01)

General attributes

ISIN	US05360L4032
Symbol	ATXI
Exchange	Duesseldorf
Currency	EUR
Sector	Chemical / Pharmaceutical / Health
Security type	Stock
Market cap (m)	3 EUR
Benchmark	S&P 500

Market data

Bid (Bid size)	-
Ask (Ask size)	-
Open	0.0836 EUR
High	0.0836 EUR
Low	0.0836 EUR
Close (prev. day)	0.0773 EUR
VWAP	-
Volume (pcs)	0
Trading volume	0.00
Number of trades	1
Last size	0

Performance and Risk

	6m	1Y	3Y
Perf (%)	-80.26%	-89.61%	-
Perf (abs.)	-25.50	-54.11	-
Beta	-0.59	-0.44	0.90
Volatility	143.87	114.78	-

5Y



Information about previous performance does not guarantee future performance.
Source: FactSet

Price data

Ø price 5 days Ø volume 5 days (pcs.)	7.7985 EUR (0)
Ø price 30 days Ø volume 30 days (pcs.)	9.7278 EUR (0)
Ø price 100 days Ø volume 100 days (pcs.)	10.2723 EUR (0)
Ø price 250 days Ø volume 250 days (pcs.)	37.7257 EUR (0)
YTD High date	19.4400 EUR (2024/01/05)
YTD Low date	5.7975 EUR (2024/04/24)
52 Weeks High date	81.3000 EUR (2023/06/07)
52 Weeks Low date	5.7975 EUR (2024/04/24)

Arbitrage views

Exchange	Date	Time	Price	Trading volume (mio.)	Number of trades
Tradegate	2024/07/19	22:02	3.20 EUR	0.00	1
Stuttgart	2024/07/22	08:02	3.14 EUR	0.00	1
Nasdaq	2024/07/19	22:30	3.45 USD	0.06	83
Munich	2024/07/22	08:02	3.18 EUR	0.00	1
Frankfurt	2024/07/19	08:01	3.14 EUR	0.00	1

	22					
Duesseldorf	2024/04/ 25	08:12	0.0836 EUR	0.00		1
Berlin	2024/07/ 22	10:10	3.16 EUR	0.00		3

Company profile

Company Logo



Company Profile

-

Contact Details

AVENUE THERAPEUTICS

--

Telefon: -

Fax: -

E-mail: -