

## APTEVO THERAPEUTICS INC.

ISIN: **US03835L3069** WKN: **03835L306**

## Overview

2024/03/05 08:12:01

Price  
0.1148 EURDifference  -12.23% (-0.02)

## General attributes

ISIN	US03835L3069
Symbol	APVO
Exchange	Duesseldorf
Currency	EUR
Sector	Chemical / Pharmaceutical / Health
Security type	Stock
Market cap (m)	5 EUR
Benchmark	S&P 500

## Market data

Bid (Bid size)	-
Ask (Ask size)	-
Open	0.1148 EUR
High	0.1148 EUR
Low	0.1148 EUR
Close (prev. day)	0.1308 EUR
VWAP	-
Volume (pcs)	0
Trading volume	0.00
Number of trades	1
Last size	0

## Futures and Options







Related Futures	-
Related Options	-

5Y



Information about previous performance does not guarantee future performance.  
Source: FactSet

## Recent research

on sector		on market	
Date		Headline	Download
2024/07/12		Global Equity Ratings	
2024/06/21		Global Equity Ratings	
2024/06/14		Global Equity Ratings	
2024/05/29		Global Equity Ratings	
2024/04/26		Global Equity Ratings	

## Details

2024/03/05 08:12:01

## Price

0.1148 EUR

Difference 📉 -12.23% (-0.02)

## General attributes

ISIN	US03835L3069
Symbol	APVO
Exchange	Duesseldorf
Currency	EUR
Sector	Chemical / Pharmaceutical / Health
Security type	Stock
Market cap (m)	5 EUR
Benchmark	S&P 500

## Market data

Bid (Bid size)	-
Ask (Ask size)	-
Open	0.1148 EUR
High	0.1148 EUR
Low	0.1148 EUR
Close (prev. day)	0.1308 EUR
VWAP	-
Volume (pcs)	0
Trading volume	0.00
Number of trades	1
Last size	0

## Performance and Risk

	6m	1Y	3Y
Perf (%)	-69.10%	-94.24%	-
Perf (abs.)	-11.29	-82.60	-
Beta	1.53	0.57	1.15
Volatility	90.38	98.80	-

5Y



Information about previous performance does not guarantee future performance.  
Source: FactSet

## Price data

Ø price 5 days   Ø volume 5 days (pcs.)	6.0069 EUR (0)
Ø price 30 days   Ø volume 30 days (pcs.)	6.0430 EUR (0)
Ø price 100 days   Ø volume 100 days (pcs.)	7.7535 EUR (22)
Ø price 250 days   Ø volume 250 days (pcs.)	31.8908 EUR (13)
YTD High   date	7.4008 EUR (2024/01/03)
YTD Low   date	4.8048 EUR (2024/02/26)
52 Weeks High   date	88.2200 EUR (2023/03/07)
52 Weeks Low   date	4.8048 EUR (2024/02/26)

## All listings for APTEVO THERAPEUTICS INC.

Exchange	Date	Time	Price	Trading volume (mio.)	Number of trades
Nasdaq	2024/07/17	22:00	0.581 USD	174.16	458,724
Munich	2024/07/17	14:55	0.43 EUR	0.02	9
Frankfurt	2024/03/06	15:42	4.953 EUR	0.00	3
Duesseldorf	2024/03/05	08:12	0.1148 EUR	0.00	1
Berlin	2024/03/05	21:52	5.2448 EUR	0.00	19



## Company profile

### Company Logo



### Company Profile

-

### Contact Details

APTEVO THERAPEUTICS

--

4th Avenue, Suite 1050 2401 98121 Seattle

Telefon: +1 206-838-0500

Fax: +1 206-838-0503

E-mail: [info@apvo.com](mailto:info@apvo.com)