

NESTE CORPORATION

ISIN: FI0009013296 WKN: NESTE

Overview

2024/06/28 17:25:00

Price

16.48 EUR

Difference  -1.80% (-0.30)

General attributes

ISIN FI0009013296

Symbol NESTE

Exchange London Stock Exchange
European Trade Reporting

Currency EUR

Sector Energy / Commodities

Security type Stock

Market cap (m) 12,772 EUR

Benchmark OMX HELSINKI 25

Market data

Bid (Bid size) 16.145 EUR (4,000)

Ask (Ask size) 16.815 EUR (4,000)

Open 16.8275 EUR

High 16.8275 EUR

Low 16.48 EUR

Close (prev. day) 16.7825 EUR

VWAP 17.4775 EUR

Volume (pcs) 68

Trading volume -

Number of trades 1

Last size -

Futures and Options

Related Futures 65

Related Options -

PDF Downloads











Company report: NESTE CORPORATION 

5Y



Information about previous performance does not guarantee future performance.
Source: FactSet

Recent research

on sector		on market	
Date	Headline	Download	
2024/06/28	 Akciové trhy - denní zpráva		
2024/06/27	 Akciové trhy - denní zpráva		
2024/06/26	 Akciové trhy - denní zpráva		
2024/06/25	 Akciové trhy - denní zpráva		
2024/06/24	 Akciové trhy - denní zpráva		

Details

2024/06/28 17:25:00

Price

16.48 EUR

Difference ▼ -1.80% (-0.30)

General attributes

ISIN	FI0009013296
Symbol	NESTE
Exchange	London Stock Exchange European Trade Reporting
Currency	EUR
Sector	Energy / Commodities
Security type	Stock
Market cap (m)	12,772 EUR
Benchmark	OMX HELSINKI 25

Market data

Bid (Bid size)	16.145 EUR (4,000)
Ask (Ask size)	16.815 EUR (4,000)
Open	16.8275 EUR
High	16.8275 EUR
Low	16.48 EUR
Close (prev. day)	16.7825 EUR
VWAP	17.4775 EUR
Volume (pcs)	68
Trading volume	-
Number of trades	1
Last size	-

Performance and Risk

	6m	1Y	3Y
Perf (%)	-49.10%	-53.27%	-68.63%
Perf (abs.)	-15.90	-18.79	-36.05
Beta	1.46	1.38	1.29
Volatility	42.19	39.24	38.90

5Y



Information about previous performance does not guarantee future performance.
Source: FactSet

Price data

Ø price 5 days Ø volume 5 days (pcs.)	16.72 EUR (0)
Ø price 30 days Ø volume 30 days (pcs.)	18.31 EUR (287)
Ø price 100 days Ø volume 100 days (pcs.)	23.11 EUR (29,328)
Ø price 250 days Ø volume 250 days (pcs.)	29.21 EUR (30,140)
YTD High date	32.85 EUR (2024/01/30)
YTD Low date	16.48 EUR (2024/06/28)
52 Weeks High date	37.95 EUR (2023/07/25)
52 Weeks Low date	16.48 EUR (2024/06/28)

Arbitrage views

Exchange	Date	Time	Price	Trading volume (mio.)	Number of trades
Tradegate	2024/06/28	22:26	16.67 EUR	0.22	43
Stuttgart	2024/06/28	16:29	16.565 EUR	0.02	8
Nasdaq Helsinki	2024/06/28	18:00	16.625 EUR	28.73	5,592
Munich	2024/06/28	08:03	16.795 EUR	0.00	1
London Stock Exchange	2024/	17:25	16.48 EUR	0.00	1

European Trade Reporting	06/28					
Frankfurt	2024/ 06/28	08:05	16.79 EUR	0.00		2
FINRA other OTC Issues	2024/ 06/28	16:19	17.75 USD	0.00		2
Euronext Milan MTF Trading After Hours	2024/ 06/27	18:14	16.205 EUR	0.00		2
Euronext Milan MTF Global Equity Market	2024/ 06/28	17:44	16.635 EUR	0.00		3
Duesseldorf	2024/ 06/28	08:10	16.805 EUR	0.00		3
Berlin	2024/ 06/28	08:08	16.855 EUR	0.00		3

Company profile

Company Logo



Contact Details

NESTE CORP.

--

Keilaranta 21 - 00095 Espoo

Telefon: +358-10-458-11

Fax: +

E-mail: -

PDF Downloads

 Company report: NESTE CORPORATION
 

Company Profile

Neste Corp. engages in the production of petroleum products and supply of renewable diesel. It operates through the following segments: Renewable Products, Oil Products, Marketing & Services, and Others. The Renewable Products segment produces, markets, and sells renewable diesel, renewable jet fuels and solutions, renewable solvents as well as raw material for bioplastics. The Oil Products segment includes diesel fuel, gasoline, aviation and marine fuels, light and heavy fuel oils, base oils, gasoline components, engine gasoline, solvents, liquid gases, and bitumens. The Marketing & Services segment sells petroleum products and associated services directly to end-users such as private motorists, industry, transport companies, farmers, and heating oil customers. The Others segment consists of engineering and technology solutions company Neste Jacobs, joint venture firm Nynas, and common corporate costs. The company was founded on January 9, 1948 and is headquartered in Espoo, Finland.

Members of Management Board

Matti Lehmus	Chairman of Managing Board
Bart Leenders	Member of Executive Committee
Carl Nyberg	Member of Executive Committee
Christian Ståhlberg	Member of Executive Committee
Hannele Jakosuo-Jansson	Member of Executive Committee
Katja Wodjereck	Member of Executive Committee
Markku Korvenranta	Member of Executive Committee
Martti Ala-Härkönen	Member of Executive Committee

Board of directors

Matti Kähkönen	Chairman of Supervisory Board
Just Jan Christiaan Jansz	Member of Supervisory Board
Sari Mannonen	Member of Supervisory Board
Conrad Keijzer	Member of Supervisory Board
Eeva Sipilä	Member of Supervisory Board
Johanna Söderström	Member of Supervisory Board
John Charles Abbott	Member of Supervisory Board
Nicholas Reginald Elmslie	Member of Supervisory Board
Pasi Laine	Member of Supervisory Board