

## ANHEU.-BUSCH IN.STOCK TRACKING FUTURE (1ITK) - EUX/202403

2023/10/03 19:03:28

Price  
**51.5515** EURDifference  -0.92% (-0.48)

## General attributes

Symbol	1ITKH24
Exchange	Eurex
Currency	EUR
Security type	Future
Underlying	ANHEUSER-BUSCH INBEV SA
Maturity	03-2024
Contract size	100

## Market data

Bid (Bid size)	- EUR (-)
Ask (Ask size)	- EUR (-)
Open	51.5515 EUR
High	51.5515 EUR
Low	51.5515 EUR
Close (prev. day)	52.0278 EUR
Underlying	ANHEUSER-BUSCH INBEV SA
Underlying price (date)	50.59 (23/10/03)
Settlement price (date)	51.55 (23/10/03)
Open Interest	0

## Performance and Risk

	6m	1Y	3Y
Perf (%)	-18.05%	-	-
Perf (abs.)	-11.46	-	-
Beta	-	-	-
Volatility	18.56	19.12	19.12

## Futures and Options

Related Futures	-
Related Options	-












5Y

Information about previous performance does not guarantee future performance.  
Source: FactSet

## Price data

Ø price 5 days   Ø volume 5 days (pcs.)	52.3104 EUR (0)
Ø price 30 days   Ø volume 30 days (pcs.)	53.4810 EUR (0)
Ø price 100 days   Ø volume 100 days (pcs.)	53.4876 EUR (0)
Ø price 250 days   Ø volume 250 days (pcs.)	- EUR (0)
YTD High   date	63.4849 EUR (2023/03/31)
YTD Low   date	51.4585 EUR (2023/05/31)
52 Weeks High   date	63.4849 EUR (2023/03/31)
52 Weeks Low   date	51.4585 EUR (2023/05/31)

## Recent Research

on underlying on sector on market			
Date		Headline	Download
2023/09/29		Global Equity Ratings	
2023/09/08		Global Equity Ratings	
2023/08/22		Global Equity Ratings	
2023/08/17		Global Equity Ratings	
2023/08/09		Global Equity Ratings	