

CORE LITHIUM LTD.

ISIN: AU000000CXO2 WKN: CXO

Overview

2024/08/08 08:10:47

Price

0.093 AUD

Difference  -1.06% (-0.00)

General attributes

ISIN AU000000CXO2

Symbol CXO

Exchange Australian Securities Exchange

Currency AUD

Sector Energy / Commodities

Security type Stock

Market cap (m) 118 EUR

Benchmark ASX ALL ORDINARIES INDEX

Market data

Bid (Bid size) 0.092 AUD (28,260)

Ask (Ask size) 0.093 AUD (49,999)

Open 0.093 AUD

High 0.095 AUD

Low 0.091 AUD

Close (prev. day) 0.094 AUD

VWAP 0.092561 AUD

Volume (pcs) 11,103,546

Trading volume 1,027,750.13

Number of trades 964

Last size -

Futures and Options

Related Futures -

Related Options -









5Y



Information about previous performance does not guarantee future performance.
Source: FactSet

Recent research

on sector

Date	Headline	Download
2024/08/08	 Akciové trhy - denní zpráva	
2024/08/07	 Akciové trhy - denní zpráva	
2024/08/06	 Akciové trhy - denní zpráva	
2024/08/05	 Akciové trhy - denní zpráva	
2024/08/02	 Akciové trhy - denní zpráva	

Details

2024/08/08 08:10:47

Price

0.093 AUD

Difference ▼ -1.06% (-0.00)

General attributes

ISIN	AU000000CXO2
Symbol	CXO
Exchange	Australian Securities Exchange
Currency	AUD
Sector	Energy / Commodities
Security type	Stock
Market cap (m)	118 EUR
Benchmark	ASX ALL ORDINARIES INDEX

Market data

Bid (Bid size)	0.092 AUD (28,260)
Ask (Ask size)	0.093 AUD (49,999)
Open	0.093 AUD
High	0.095 AUD
Low	0.091 AUD
Close (prev. day)	0.094 AUD
VWAP	0.092561 AUD
Volume (pcs)	11,103,546
Trading volume	1,027,750.13
Number of trades	964
Last size	-

Performance and Risk

	6m	1Y	3Y
Perf (%)	-49.73%	-84.10%	-74.17%
Perf (abs.)	-0.09	-0.49	-0.27
Beta	1.24	2.24	2.28
Volatility	82.14	88.65	82.74

5Y



Information about previous performance does not guarantee future performance.
Source: FactSet

Price data

Ø price 5 days Ø volume 5 days (pcs.)	0.093 AUD (14,649,530)
Ø price 30 days Ø volume 30 days (pcs.)	0.097 AUD (18,408,601)
Ø price 100 days Ø volume 100 days (pcs.)	0.124 AUD (14,923,349)
Ø price 250 days Ø volume 250 days (pcs.)	0.231 AUD (19,013,782)
YTD High date	0.270 AUD (2024/01/02)
YTD Low date	0.078 AUD (2024/06/24)
52 Weeks High date	0.615 AUD (2023/08/10)
52 Weeks Low date	0.078 AUD (2024/06/24)

All listings for CORE LITHIUM LTD.

Exchange 📍	Date	Time	Price	Trading volume (mio.)	Number of trades
Tradegate	2024/08/07	22:26	0.0564 EUR	0.00	8
Stuttgart	2024/08/08	10:35	0.0534 EUR	0.00	2
Munich	2024/08/08	08:04	0.0571 EUR	0.00	1
Frankfurt	2024/08/08	08:12	0.052 EUR	0.00	1
FINRA other OTC	2024/	20:31	0.056 USD	0.00	3

Issues	08/06					
Duesseldorf	2024/ 08/08	12:30	0.053 EUR	0.00		3
Berlin	2024/ 08/08	14:58	0.0553 EUR	0.00		5
Australian Securities Exchange	2024/ 08/08	08:10	0.093 AUD	1.03		964

Company profile

Company Logo



Company Profile

-

Contact Details

CORE LITHIUM

--

Telefon: -

Fax: -

E-mail: -