

## VGP FUTURE (VGPF) - EUX/C12

2024/08/07 18:43:38

Price  
**96.5099** EURDifference  1.96% (1.85)

## General attributes

Symbol	VGPF12
Exchange	Eurex
Currency	EUR
Security type	Future
Underlying	VGP N.V.
Maturity	07-2025
Contract size	100

## Market data

Bid (Bid size)	- EUR (-)
Ask (Ask size)	- EUR (-)
Open	96.5099 EUR
High	96.5099 EUR
Low	96.5099 EUR
Close (prev. day)	94.6588 EUR
Underlying	VGP N.V.
Underlying price (date)	96.60 (24/08/07)
Settlement price (date)	96.51 (24/08/07)
Open Interest	0

## Performance and Risk

	6m	1Y	3Y
Perf (%)	-14.84%	-8.58%	-
Perf (abs.)	-16.49	-8.89	-
Beta	-	-	-
Volatility	25.83	31.20	-

## Futures and Options

Related Futures	-
Related Options	-

5Y












Information about previous performance does not guarantee future performance.  
Source: FactSet

## Price data

Ø price 5 days   Ø volume 5 days (pcs.)	98.9927 EUR (0)
Ø price 30 days   Ø volume 30 days (pcs.)	102.4285 EUR (0)
Ø price 100 days   Ø volume 100 days (pcs.)	104.2164 EUR (0)
Ø price 250 days   Ø volume 250 days (pcs.)	99.8923 EUR (0)
YTD High   date	114.8414 EUR (2024/01/12)
YTD Low   date	94.6588 EUR (2024/08/06)
52 Weeks High   date	114.8414 EUR (2024/01/12)
52 Weeks Low   date	76.9331 EUR (2023/10/26)

## Recent Research

on sector		on market	
Date		Headline	Download
2024/07/24		Global Equity Ratings	
2024/07/12		Global Equity Ratings	
2024/06/21		Global Equity Ratings	
2024/06/14		Global Equity Ratings	
2024/05/29		Global Equity Ratings	