

ADTRAN HOLDINGS INC FUTURE (ADVH) - EUX/C11

2024/09/16 18:46:33

Price
4.6509 EURDifference  -2.02% (-0.10)

General attributes

Symbol	ADVHC11
Exchange	Eurex
Currency	EUR
Security type	Future
Underlying	ADTRAN HOLDINGS INC.
Maturity	07-2025
Contract size	100

Market data

Bid (Bid size)	- EUR (-)
Ask (Ask size)	- EUR (-)
Open	4.6509 EUR
High	4.6509 EUR
Low	4.6509 EUR
Close (prev. day)	4.7467 EUR
Underlying	ADTRAN HOLDINGS INC.
Underlying price (date)	5.43 (24/09/16)
Settlement price (date)	4.65 (24/09/16)
Open Interest	0

Performance and Risk

	6m	1Y	3Y
Perf (%)	-4.39%	-38.37%	-
Perf (abs.)	-0.21	-2.90	-
Beta	-	-	-
Volatility	60.26	63.68	-

Futures and Options

Related Futures	-
Related Options	-












Information about previous performance does not guarantee future performance.
Source: FactSet

Price data

Ø price 5 days Ø volume 5 days (pcs.)	4.5627 EUR (0)
Ø price 30 days Ø volume 30 days (pcs.)	4.5483 EUR (0)
Ø price 100 days Ø volume 100 days (pcs.)	4.7873 EUR (0)
Ø price 250 days Ø volume 250 days (pcs.)	5.4784 EUR (0)
YTD High date	6.7666 EUR (2024/01/02)
YTD Low date	3.8980 EUR (2024/04/30)
52 Weeks High date	38.3791 EUR (2023/12/14)
52 Weeks Low date	3.8980 EUR (2024/04/30)

Recent Research

on sector		on market	
Date		Headline	Download
2024/09/11		Global Equity Ratings	
2024/09/05		Global Equity Ratings	
2024/08/12		Global Equity Ratings	
2024/07/24		Global Equity Ratings	
2024/07/12		Global Equity Ratings	

5Y