

RANDSTAD NV FUTURE (RSHI) - EUX/C11

2024/10/18 19:07:26

Price
42.9172 EUR

Difference  2.21% (0.93)

General attributes

Symbol	RSHIC11
Exchange	Eurex
Currency	EUR
Security type	Future
Underlying	RANDSTAD N.V.
Maturity	09-2025
Contract size	100

Market data

Bid (Bid size)	- EUR (-)
Ask (Ask size)	- EUR (-)
Open	42.9172 EUR
High	42.9172 EUR
Low	42.9172 EUR
Close (prev. day)	41.9903 EUR
Underlying	RANDSTAD N.V.
Underlying price (date)	43.59 (24/10/18)
Settlement price (date)	43.00 (24/10/18)
Open Interest	0

Performance and Risk

	6m	1Y	3Y
Perf (%)	-14.01%	-12.51%	-
Perf (abs.)	-6.99	-6.14	-
Beta	-	-	-
Volatility	30.50	24.70	-

Futures and Options

Related Futures	-
Related Options	-

5Y










Information about previous performance does not guarantee future performance.
Source: FactSet

Price data

Ø price 5 days Ø volume 5 days (pcs.)	43.2342 EUR (0)
Ø price 30 days Ø volume 30 days (pcs.)	42.9453 EUR (0)
Ø price 100 days Ø volume 100 days (pcs.)	43.0869 EUR (0)
Ø price 250 days Ø volume 250 days (pcs.)	48.7691 EUR (0)
YTD High date	56.9501 EUR (2024/01/02)
YTD Low date	40.5530 EUR (2024/08/12)
52 Weeks High date	57.4333 EUR (2023/12/20)
52 Weeks Low date	40.5530 EUR (2024/08/12)

Recent Research

on sector		on market	
Date		Headline	Download
2024/09/27		Global Equity Ratings	
2024/09/11		Global Equity Ratings	
2024/09/05		Global Equity Ratings	
2024/08/12		Global Equity Ratings	
2024/07/24		Global Equity Ratings	