

KERING S.A. FUTURE (PPXH) - EUX/202402

2023/06/08 18:39:28

Price
511.1303 EURDifference  -0.47% (-2.40)

General attributes

Symbol	PPXHG24
Exchange	Eurex
Currency	EUR
Security type	Future
Underlying	KERING S.A.
Maturity	02-2024
Contract size	100

Market data

Bid (Bid size)	- EUR (-)
Ask (Ask size)	- EUR (-)
Open	511.1303 EUR
High	511.1303 EUR
Low	511.1303 EUR
Close (prev. day)	513.5291 EUR
Underlying	KERING S.A.
Underlying price (date)	502.50 (23/06/08)
Settlement price (date)	511.13 (23/06/08)
Open Interest	0

Performance and Risk

	6m	1Y	3Y
Perf (%)	-	-	-
Perf (abs.)	-	-	-
Beta	-	-	-
Volatility	28.75	28.75	28.75

Futures and Options

Related Futures	-
Related Options	-

5Y











Information about previous performance does not guarantee future performance.
Source: FactSet

Price data

Ø price 5 days Ø volume 5 days (pcs.)	511.0513 EUR (0)
Ø price 30 days Ø volume 30 days (pcs.)	546.1196 EUR (0)
Ø price 100 days Ø volume 100 days (pcs.)	- EUR (0)
Ø price 250 days Ø volume 250 days (pcs.)	- EUR (0)
YTD High date	605.6994 EUR (2023/02/03)
YTD Low date	504.8806 EUR (2023/06/01)
52 Weeks High date	605.6994 EUR (2023/02/03)
52 Weeks Low date	504.8806 EUR (2023/06/01)

Recent Research

on underlying	on sector	on market		
Date			Headline	Download
2023/06/06			Global Equity Ratings	
2023/06/01			Global Equity Ratings	
2023/05/24			Global Equity Ratings	
2023/05/03			Global Equity Ratings	
2023/04/25			Global Equity Ratings	