

RWE AG FUTURE (RWEH) - EUX/202402

2023/09/29 18:39:06

Price
35.7099 EURDifference  1.34% (0.47)

General attributes

Symbol	RWEHG24
Exchange	Eurex
Currency	EUR
Security type	Future
Underlying	RWE AG
Maturity	02-2024
Contract size	100

Market data

Bid (Bid size)	- EUR (-)
Ask (Ask size)	- EUR (-)
Open	35.7099 EUR
High	35.7099 EUR
Low	35.7099 EUR
Close (prev. day)	35.2366 EUR
Underlying	RWE AG
Underlying price (date)	35.15 (23/09/29)
Settlement price (date)	35.71 (23/09/29)
Open Interest	0

Performance and Risk

	6m	1Y	3Y
Perf (%)	-8.80%	-	-
Perf (abs.)	-3.44	-	-
Beta	-	-	-
Volatility	17.35	18.59	18.59

Futures and Options

Related Futures	-
Related Options	-











5Y

Information about previous performance does not guarantee future performance.
Source: FactSet

Price data

Ø price 5 days Ø volume 5 days (pcs.)	35.7842 EUR (0)
Ø price 30 days Ø volume 30 days (pcs.)	37.7794 EUR (0)
Ø price 100 days Ø volume 100 days (pcs.)	39.7436 EUR (0)
Ø price 250 days Ø volume 250 days (pcs.)	- EUR (0)
YTD High date	43.7247 EUR (2023/05/12)
YTD Low date	35.2366 EUR (2023/09/28)
52 Weeks High date	43.7247 EUR (2023/05/12)
52 Weeks Low date	35.2366 EUR (2023/09/28)

Recent Research

on underlying	on sector	on market		
Date			Headline	Download
2023/09/29			Global Equity Ratings	
2023/09/08			Global Equity Ratings	
2023/08/22			Global Equity Ratings	
2023/08/17			Global Equity Ratings	
2023/08/09			Global Equity Ratings	