

ANHEU.-BUSCH IN.STOCK TRACKING FUTURE (1ITK) - EUX/202402

2023/09/25 19:02:02

Price
53.0838 EUR

Difference  **-1.73% (-0.94)**

General attributes

Symbol	1ITKG24
Exchange	Eurex
Currency	EUR
Security type	Future
Underlying	ANHEUSER-BUSCH INBEV SA
Maturity	02-2024
Contract size	100

Market data

Bid (Bid size)	- EUR (-)
Ask (Ask size)	- EUR (-)
Open	53.0838 EUR
High	53.0838 EUR
Low	53.0838 EUR
Close (prev. day)	54.0207 EUR
Underlying	ANHEUSER-BUSCH INBEV SA
Underlying price (date)	51.41 (23/09/26)
Settlement price (date)	53.08 (23/09/25)
Open Interest	0

Performance and Risk

	6m	1Y	3Y
Perf (%)	-10.51%	-	-
Perf (abs.)	-6.24	-	-
Beta	-	-	-
Volatility	18.05	17.59	17.59

Futures and Options

Related Futures	-
Related Options	-












5Y

Information about previous performance does not guarantee future performance.
Source: FactSet

Price data

Ø price 5 days Ø volume 5 days (pcs.)	54.0694 EUR (0)
Ø price 30 days Ø volume 30 days (pcs.)	53.2943 EUR (0)
Ø price 100 days Ø volume 100 days (pcs.)	53.6349 EUR (0)
Ø price 250 days Ø volume 250 days (pcs.)	- EUR (0)
YTD High date	63.3075 EUR (2023/03/31)
YTD Low date	51.3100 EUR (2023/05/31)
52 Weeks High date	63.3075 EUR (2023/03/31)
52 Weeks Low date	51.3100 EUR (2023/05/31)

Recent Research

on underlying	on sector	on market		
Date			Headline	Download
2023/09/08			Global Equity Ratings	
2023/08/22			Global Equity Ratings	
2023/08/17			Global Equity Ratings	
2023/08/09			Global Equity Ratings	
2023/07/21			Global Equity Ratings	