

COSTCO WHOLESALE CORP. FUTURE (COSF) - EUX/202402

2023/06/02 18:31:14

Price
532.1604 USD

Difference  1.47% (7.73)

General attributes

Symbol	COSFG24
Exchange	Eurex
Currency	USD
Security type	Future
Underlying	COSTCO WHOLESALE CORP
Maturity	02-2024
Contract size	100

Market data

Bid (Bid size)	- USD (-)
Ask (Ask size)	- USD (-)
Open	532.1604 USD
High	532.1604 USD
Low	532.1604 USD
Close (prev. day)	524.426 USD
Underlying	COSTCO WHOLESALE CORP
Underlying price (date)	512.59 (23/06/02)
Settlement price (date)	532.16 (23/06/02)
Open Interest	0

Performance and Risk

	6m	1Y	3Y
Perf (%)	-	-	-
Perf (abs.)	-	-	-
Beta	-	-	-
Volatility	20.30	20.30	20.30

Futures and Options

Related Futures	-
Related Options	-






Information about previous performance does not guarantee future performance.
Source: FactSet

Price data

Ø price 5 days Ø volume 5 days (pcs.)	525.7383 USD (0)
Ø price 30 days Ø volume 30 days (pcs.)	516.2224 USD (0)
Ø price 100 days Ø volume 100 days (pcs.)	- USD (0)
Ø price 250 days Ø volume 250 days (pcs.)	- USD (0)
YTD High date	547.8409 USD (2023/02/02)
YTD Low date	491.9024 USD (2023/03/03)
52 Weeks High date	547.8409 USD (2023/02/02)
52 Weeks Low date	491.9024 USD (2023/03/03)

Recent Research

on sector		on market	
Date		Headline	Download
2023/06/01		Global Equity Ratings	
2023/05/24		Global Equity Ratings	
2023/05/03		Global Equity Ratings	
2023/04/25		Global Equity Ratings	
2023/03/28		Global Equity Ratings	