

NETFLIX INC. FUTURE (NTFF) - EUX/202402

2023/06/06 18:36:14

Price
415.5466 USDDifference  -2.51% (-10.70)

General attributes

Symbol	NTFFG24
Exchange	Eurex
Currency	USD
Security type	Future
Underlying	NETFLIX INC
Maturity	02-2024
Contract size	100

Market data

Bid (Bid size)	- USD (-)
Ask (Ask size)	- USD (-)
Open	415.5466 USD
High	415.5466 USD
Low	415.5466 USD
Close (prev. day)	426.2499 USD
Underlying	NETFLIX INC
Underlying price (date)	399.29 (23/06/06)
Settlement price (date)	415.55 (23/06/06)
Open Interest	0

Performance and Risk

	6m	1Y	3Y
Perf (%)	-	-	-
Perf (abs.)	-	-	-
Beta	-	-	-
Volatility	37.24	37.24	37.24

Futures and Options

Related Futures	-
Related Options	-










5Y

Information about previous performance does not guarantee future performance.
Source: FactSet

Price data

Ø price 5 days Ø volume 5 days (pcs.)	417.6864 USD (0)
Ø price 30 days Ø volume 30 days (pcs.)	367.5806 USD (0)
Ø price 100 days Ø volume 100 days (pcs.)	- USD (0)
Ø price 250 days Ø volume 250 days (pcs.)	- USD (0)
YTD High date	426.2499 USD (2023/06/05)
YTD Low date	309.8136 USD (2023/03/14)
52 Weeks High date	426.2499 USD (2023/06/05)
52 Weeks Low date	309.8136 USD (2023/03/14)

Recent Research

on underlying	on sector	on market	
Date		Headline	Download
2023/06/06		Global Equity Ratings	
2023/06/01		Global Equity Ratings	
2023/05/24		Global Equity Ratings	
2023/05/03		Global Equity Ratings	
2023/04/25		Global Equity Ratings	