

## BULLFROG AI HOLDINGS INC COM USD0.00001

ISIN: US12021E1091 WKN: 12021E109

## Overview

2024/07/17 22:00:00

Price  
2.68 USDDifference  -11.26% (-0.34)

## General attributes

ISIN	US12021E1091
Symbol	BFRG
Exchange	Nasdaq
Currency	USD
Sector	-
Security type	Stock
Market cap (m)	19 EUR
Benchmark	S&P 500

## Market data

Bid (Bid size)	2.74 USD (100)
Ask (Ask size)	2.82 USD (2,000)
Open	3.00 USD
High	3.11 USD
Low	2.60 USD
Close (prev. day)	3.02 USD
VWAP	2.779864 USD
Volume (pcs)	187,854
Trading volume	522,210.79
Number of trades	1,016
Last size	-

## Futures and Options






Related Futures	-
Related Options	-

5Y



Information about previous performance does not guarantee future performance.  
Source: FactSet

## Recent research

on market		
Date	Headline	Download
2024/07/12	 Global Equity Ratings	
2024/07/08	 Akciové trhy - denní zpráva	
2024/07/03	 Global Strategy 3Q 2024	
2024/06/21	 Global Equity Ratings	
2024/05/29	 Global Equity Ratings	

## Details

2024/07/17 22:00:00

Price  
2.68 USDDifference ▼ -11.26% (-0.34)

## General attributes

ISIN	US12021E1091
Symbol	BFRG
Exchange	Nasdaq
Currency	USD
Sector	-
Security type	Stock
Market cap (m)	19 EUR
Benchmark	S&P 500

## Market data

Bid (Bid size)	2.74 USD (100)
Ask (Ask size)	2.82 USD (2,000)
Open	3.00 USD
High	3.11 USD
Low	2.60 USD
Close (prev. day)	3.02 USD
VWAP	2.779864 USD
Volume (pcs)	187,854
Trading volume	522,210.79
Number of trades	1,016
Last size	-

## Performance and Risk

	6m	1Y	3Y
Perf (%)	-15.99%	-30.21%	-
Perf (abs.)	-0.51	-1.16	-
Beta	1.23	1.40	0.62
Volatility	125.15	114.52	-

5Y



Information about previous performance does not guarantee future performance.  
Source: FactSet

## Price data

Ø price 5 days   Ø volume 5 days (pcs.)	2.66 USD (1,216,257)
Ø price 30 days   Ø volume 30 days (pcs.)	2.20 USD (276,052)
Ø price 100 days   Ø volume 100 days (pcs.)	3.01 USD (203,479)
Ø price 250 days   Ø volume 250 days (pcs.)	3.27 USD (1,119,477)
YTD High   date	8.35 USD (2024/01/25)
YTD Low   date	1.43 USD (2024/07/08)
52 Weeks High   date	8.35 USD (2024/01/25)
52 Weeks Low   date	1.43 USD (2024/07/08)

## Arbitrage views

Exchange	Date	Time	Price	Trading volume (mio.)	Number of trades
Nasdaq	2024/07/17	22:00	2.68 USD	0.52	1,016

## Company profile

### Company Logo

### Company Profile

#### Contact Details

BULLFROG AI HOLDINGS INC.

--

----

Telefon: -

Fax: -

E-mail: -