


ENI SPA

ISIN: IT0003132476 WKN: MTA-ENI

Overview

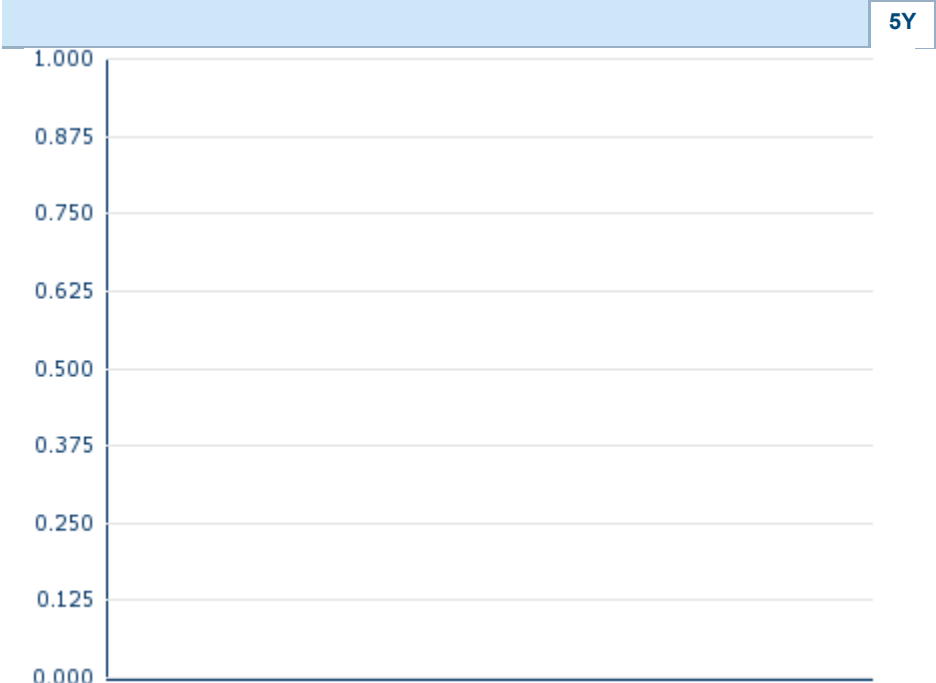
--
Price
-
Difference 
- (-)

General attributes	
ISIN	IT0003132476
Symbol	ENI
Exchange	-
Currency	-
Sector	Energy / Commodities
Security type	Stock
Market cap (m)	47,655 EUR
Benchmark	FTSE MIB INDEX

Market data	
Bid (Bid size)	-
Ask (Ask size)	-
Open	-
High	-
Low	-
Close (prev. day)	-
VWAP	-
Volume (pcs)	-
Trading volume	-
Number of trades	-
Last size	-

Futures and Options	
Related Futures	53
Related Options	-

PDF Downloads	
Company report: ENI SPA	



Information about previous performance does not guarantee future performance.
Source: FactSet

Recent research

on sector		on market	
Date		Headline	Download
2024/05/14		Akciové trhy - Denní zpráva	
2024/05/13		Akciové trhy - Denní zpráva	
2024/05/10		Akciové trhy - Denní zpráva	
2024/05/09		Akciové trhy - denní zpráva	
2024/05/07		Akciové trhy - denní zpráva	

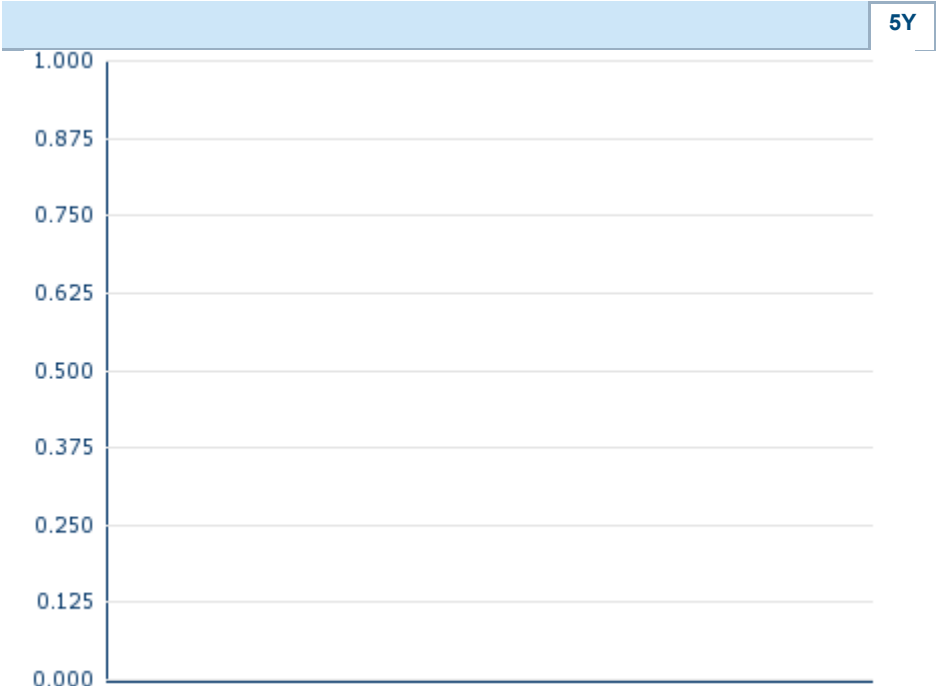
Details

--		
Price		
-		
Difference	➡	- (-)

General attributes	
ISIN	IT0003132476
Symbol	ENI
Exchange	-
Currency	-
Sector	Energy / Commodities
Security type	Stock
Market cap (m)	47,655 EUR
Benchmark	FTSE MIB INDEX

Market data	
Bid (Bid size)	-
Ask (Ask size)	-
Open	-
High	-
Low	-
Close (prev. day)	-
VWAP	-
Volume (pcs)	-
Trading volume	-
Number of trades	-
Last size	-

Performance and Risk			
	6m	1Y	3Y
Perf (%)	-	-	-
Perf (abs.)	-	-	-
Beta	0.57	0.65	0.76
Volatility	-	-	-



Information about previous performance does not guarantee future performance.
Source: FactSet

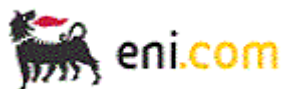
Price data	
Ø price 5 days Ø volume 5 days (pcs.)	-- (-)
Ø price 30 days Ø volume 30 days (pcs.)	-- (-)
Ø price 100 days Ø volume 100 days (pcs.)	-- (-)
Ø price 250 days Ø volume 250 days (pcs.)	-- (-)
YTD High date	-- (-)
YTD Low date	-- (-)
52 Weeks High date	-- (-)
52 Weeks Low date	-- (-)

All listings for ENI SPA						
Exchange	Date	Time	Price	Trading volume (mio.)	Number of trades	
Xetra	2024/05/14	16:20	15.184 EUR	0.09	11	
Vienna Stock Exchange	2024/05/14	14:06	15.262 EUR	0.00	2	
Tradegate	2024/05/14	16:01	15.236 EUR	0.23	40	
Stuttgart	2024/05/14	16:30	15.192 EUR	0.00	39	
Munich	2024/	08:11	15.166 EUR	0.00	1	

	05/14					
London Stock Exchange European Trade Reporting	2024/ 05/14	08:59	15.222 EUR	0.00		3
Hanover	2024/ 05/14	08:08	15.122 EUR	0.00		1
Hamburg	2024/ 05/14	12:01	15.264 EUR	0.00		2
Frankfurt	2024/ 05/14	12:46	15.24 EUR	0.03		3
FINRA other OTC Issues	2024/ 05/10	16:37	15.18 USD	0.00		2
Euronext Milan MTF Trading After Hours	2024/ 05/13	20:08	15.20 EUR	0.42		41
Euronext Milan	2024/ 05/14	16:32	15.19 EUR	52.29		6,008
Duesseldorf	2024/ 05/14	16:31	15.17 EUR	0.00		4
Berlin	2024/ 05/14	15:36	15.202 EUR	0.00		10

Company profile

Company Logo



Contact Details

ENI SPA

- -

Piazzale Enrico Mattei, 1 - 00144 Rome

Telefon: +39-6-598-21

Fax: +39-6-598-22141

E-mail: -

PDF Downloads

Company report: ENI SPA



Company Profile

Eni SpA engages in the exploration, production, refining, and sale of oil, gas, electricity, and chemicals. It operates through the following segments: Exploration and Production, Global Gas and LNG Portfolio, Refining & Marketing and Chemicals, Power & Renewables, and Corporate and Other Activities. The Exploration and Production segment engages in research, development and production of oil, condensates and natural gas, forestry conservation (REDD+) and CO2 capture and storage projects. The Global Gas and LNG Portfolio segment refers to the supply and sale of wholesale natural gas by pipeline, international transport and purchase and marketing of LNG, which includes gas trading activities finalized to hedging and stabilizing the trade margins, as well as optimizing the gas asset portfolio. The Refining & Marketing and Chemicals segment engages in supply, processing, distribution, and marketing of fuels and chemicals. The Corporate and Other Activities segment includes the main business support functions in particular holding, central treasury, IT, human resources, real estate services, captive insurance activities, research and development, new technologies, business digitalization, and environmental activities. The company was founded on February 10, 1953 and is headquartered in Rome, Italy.

Members of Management Board

Claudio Descalzi	Chairman of Managing Board
Claudio Granata	Member of Executive Committee
Cristian Signoretto	Member of Executive Committee
Erika Mandraffino	Member of Executive Committee
Francesca Zarri	Member of Executive Committee
Francesco Gattei	Member of Executive Committee
Gianfranco Cariola	Member of Executive Committee
Giuseppe Zafarana	Member of Executive Committee
Grazia Fimiani	Member of Executive Committee
Guido Brusco	Member of Executive Committee
Guisepppe Ricci	Member of Executive Committee
Lapo Pistelli	Member of Executive Committee
Luca Franceschini	Member of Executive Committee
Roberto Ulissi	Member of Executive Committee
Stefano Speroni	Member of Executive Committee
Umberto Carrara	Member of Executive Committee

Board of directors

Giuseppe Zafarana	Chairman of Supervisory Board
Federica Seganti	Member of Supervisory Board
Roberto Ciciani	Member of Supervisory Board
Carolyn Dittmeier	Member of Supervisory Board
Cristina Sgubin	Member of Supervisory Board
Elisa Baroncini	Member of Supervisory Board
Massimo Belcredi	Member of Supervisory Board
Raphael Louis L. Vermeir	Member of Supervisory Board