

VONOVIA SE

ISIN: DE000A1ML7J1

WKN: A1ML7J

Overview

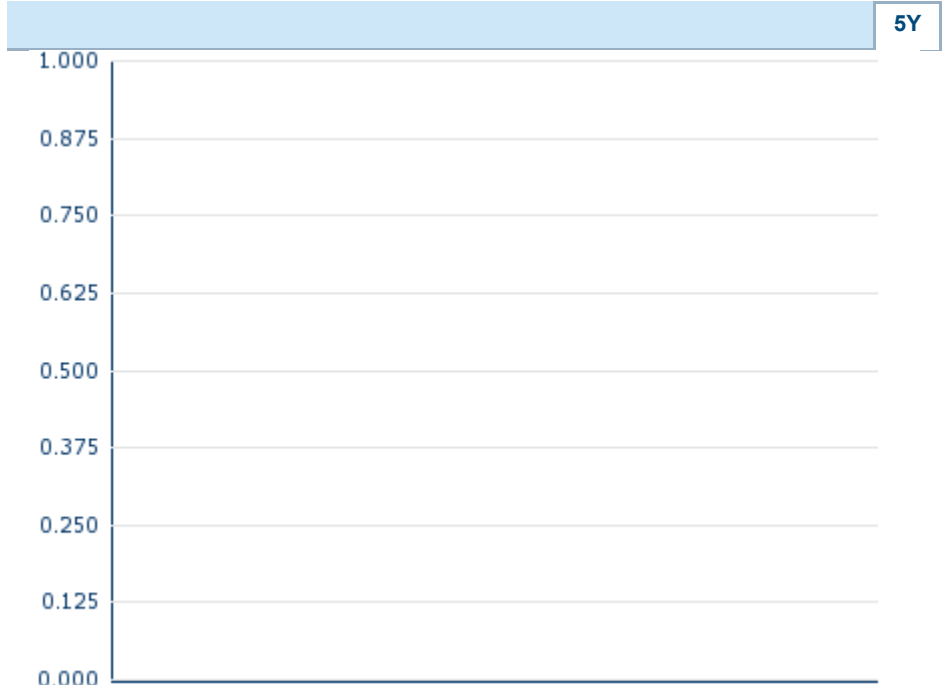
| | |
|------------|-------|
| -- | |
| Price | - |
| Difference | - (-) |

| General attributes | |
|--------------------|--------------|
| ISIN | DE000A1ML7J1 |
| Symbol | VNA |
| Exchange | - |
| Currency | - |
| Sector | Other |
| Security type | Stock |
| Market cap (m) | 22,500 EUR |
| Benchmark | GERMANY DAX |

| Market data | |
|-------------------|---|
| Bid (Bid size) | - |
| Ask (Ask size) | - |
| Open | - |
| High | - |
| Low | - |
| Close (prev. day) | - |
| VWAP | - |
| Volume (pcs) | - |
| Trading volume | - |
| Number of trades | - |
| Last size | - |








| Futures and Options | |
|---------------------|----|
| Related Futures | 38 |
| Related Options | - |

| PDF Downloads | |
|----------------------------|---|
| Company report: VONOVIA SE |  |



Information about previous performance does not guarantee future performance.
Source: FactSet

Recent research

| on sector | | on market | |
|------------|---|-----------------------|---|
| Date | | Headline | Download |
| 2024/04/26 |  | Global Equity Ratings |  |
| 2024/04/03 |  | Global Equity Ratings |  |
| 2024/03/13 |  | Global Equity Ratings |  |
| 2024/02/22 |  | Global Equity Ratings |  |
| 2024/02/14 |  | Global Equity Ratings |  |

Details

| | |
|------------|-------|
| -- | |
| Price | - |
| Difference | - (-) |

| General attributes | |
|--------------------|--------------|
| ISIN | DE000A1ML7J1 |
| Symbol | VNA |
| Exchange | - |
| Currency | - |
| Sector | Other |
| Security type | Stock |
| Market cap (m) | 22,500 EUR |
| Benchmark | GERMANY DAX |

| Market data | |
|-------------------|---|
| Bid (Bid size) | - |
| Ask (Ask size) | - |
| Open | - |
| High | - |
| Low | - |
| Close (prev. day) | - |
| VWAP | - |
| Volume (pcs) | - |
| Trading volume | - |
| Number of trades | - |
| Last size | - |

| Performance and Risk | | | |
|----------------------|------|------|------|
| | 6m | 1Y | 3Y |
| Perf (%) | - | - | - |
| Perf (abs.) | - | - | - |
| Beta | 1.43 | 1.42 | 1.10 |
| Volatility | - | - | - |



Information about previous performance does not guarantee future performance.
Source: FactSet

| Price data | |
|---|--------|
| Ø price 5 days Ø volume 5 days (pcs.) | -- (-) |
| Ø price 30 days Ø volume 30 days (pcs.) | -- (-) |
| Ø price 100 days Ø volume 100 days (pcs.) | -- (-) |
| Ø price 250 days Ø volume 250 days (pcs.) | -- (-) |
| YTD High date | -- (-) |
| YTD Low date | -- (-) |
| 52 Weeks High date | -- (-) |
| 52 Weeks Low date | -- (-) |

| All listings for VONOVIA SE | | | | | |
|-----------------------------|------------|-------|-----------|-----------------------|------------------|
| Exchange | Date | Time | Price | Trading volume (mio.) | Number of trades |
| Xetra | 2024/05/10 | 17:35 | 27.62 EUR | 60.13 | 4,391 |
| Vienna Stock Exchange | 2024/05/10 | 09:05 | 27.98 EUR | 0.00 | 1 |
| Tradegate | 2024/05/10 | 22:26 | 27.65 EUR | 5.14 | 490 |
| Stuttgart | 2024/05/10 | 21:59 | 27.60 EUR | 0.82 | 221 |

| | | | | | |
|---|----------------|-------|-------------|------|----|
| SIX Swiss Exchange | 2020/ 03/13 | 17:35 | 44.9617 CHF | 0.00 | 1 |
| Munich | 2024/ 05/10 | 16:39 | 27.73 EUR | 0.00 | 2 |
| London Stock Exchange European Trade Reporting | 2024/ 05/10 | 17:30 | 27.955 EUR | 0.00 | 2 |
| Hanover | 2024/ 05/10 | 15:36 | 27.84 EUR | 0.00 | 2 |
| Hamburg | 2024/ 05/10 | 15:38 | 27.82 EUR | 0.12 | 5 |
| Frankfurt | 2024/ 05/10 | 18:15 | 27.64 EUR | 0.11 | 10 |
| FINRA other OTC Issues | 2024/ 05/10 | 21:23 | 30.28 USD | 0.04 | 5 |
| Euronext Milan MTF Trading After Hours | 2024/ 05/10 | 17:44 | 27.63 EUR | 0.00 | 1 |
| Euronext Milan MTF Global Equity Market | 2024/ 05/10 | 17:44 | 27.63 EUR | 0.00 | 2 |
| Duesseldorf | 2024/ 05/10 | 19:32 | 27.58 EUR | 0.00 | 6 |
| Berlin | 2024/ 05/10 | 21:52 | 27.65 EUR | 0.00 | 16 |

Company profile

Company Logo



Contact Details

VONOVIA SE

--

Universitätsstrasse 133 - 44803 Bochum

Telefon: +49-234-314-0

Fax: +49-234-314-1314

E-mail: info@vonovia.de

PDF Downloads

Company report: VONOVIA SE



Company Profile

Vonovia SE. is a holding company, which engages in the management of residential units. It operates through the following segments: Rental, Value-Add, Recurring Sales, Development, and Other. The Rental segment combines all of the businesses that are aimed at the value-enhancing management of the company's own residential units. The Value-Add segment bundles all of the housing-related services including the maintenance and modernization work on its properties. The Recurring Sales segment includes regular and sustainable disposals of individual condominiums and single-family houses from the company's portfolio. The Development segment consists of project development of new residential buildings. The Other segment comprises disposal of entire buildings or land that are likely to have below-average development potential. The company was founded on June 17, 1998 and is headquartered in Bochum, Germany.

Members of Management Board

| | |
|---------------|-------------------------------|
| Rolf Buch | Chairman of Managing Board |
| Arnd Fittkau | Member of Executive Committee |
| Daniel Riedl | Member of Executive Committee |
| Philip Grosse | Member of Executive Committee |
| Ruth Werhahn | Member of Executive Committee |

Board of directors

| | |
|----------------------------|-------------------------------|
| Clara-Christina Streit | Chairman of Supervisory Board |
| Ariane Reinhart | Member of Supervisory Board |
| Daniela Gerd Tom Markotten | Member of Supervisory Board |
| Florian Funck | Member of Supervisory Board |
| Ute Geipel-Faber | Member of Supervisory Board |
| Christian Ulbrich | Member of Supervisory Board |
| Hildegard Müller | Member of Supervisory Board |
| Jurgen Fenk | Member of Supervisory Board |
| Matthias Hünlein | Member of Supervisory Board |
| Vitus Eckert | Member of Supervisory Board |