

# NEXTERA ENERGY INC.

ISIN: **US65339F1012** WKN: **65339F101**


## Overview

--	
Price	-
Difference	- (-)

General attributes	
ISIN	US65339F1012
Symbol	NEE
Exchange	-
Currency	-
Sector	Other
Security type	Stock
Market cap (m)	131,553 EUR
Benchmark	S&P 500

Market data	
Bid (Bid size)	-
Ask (Ask size)	-
Open	-
High	-
Low	-
Close (prev. day)	-
VWAP	-
Volume (pcs)	-
Trading volume	-
Number of trades	-
Last size	-


Futures and Options	
Related Futures	15
Related Options	-

PDF Downloads	
Company report: NEXTERA ENERGY INC.	



Information about previous performance does not guarantee future performance.  
Source: FactSet

### Recent research

on instrument	on sector	on market	
Date		Headline	Download
2024/04/26		Global Equity Ratings	
2024/04/03		Global Equity Ratings	
2024/03/13		Global Equity Ratings	
2024/02/22		Global Equity Ratings	
2024/02/14		Global Equity Ratings	

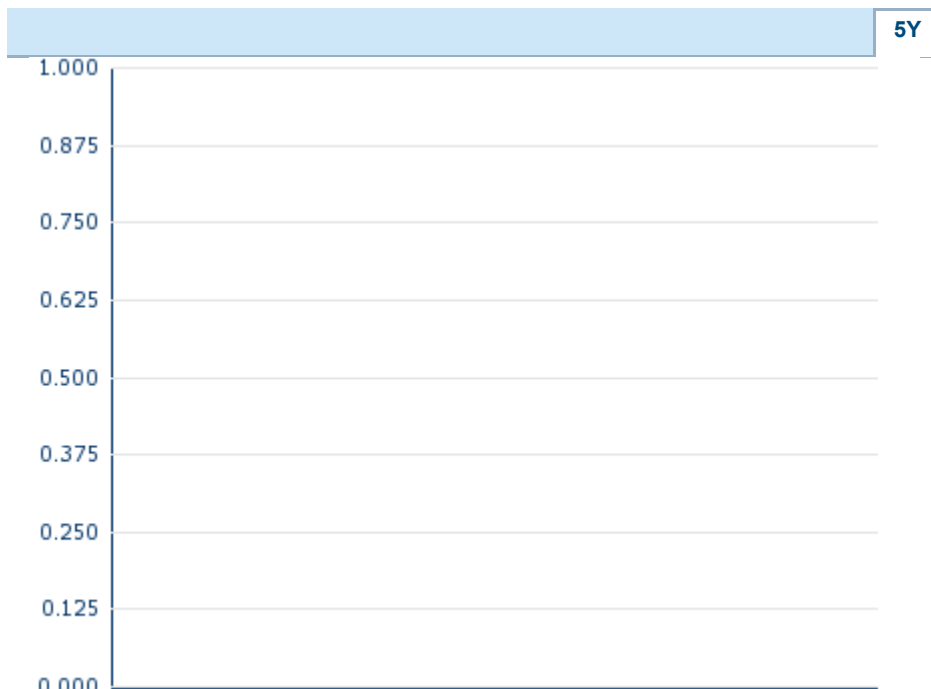
## Details

--	
Price	-
Difference	- (-)

General attributes	
ISIN	US65339F1012
Symbol	NEE
Exchange	-
Currency	-
Sector	Other
Security type	Stock
Market cap (m)	131,553 EUR
Benchmark	S&P 500

Market data	
Bid (Bid size)	-
Ask (Ask size)	-
Open	-
High	-
Low	-
Close (prev. day)	-
VWAP	-
Volume (pcs)	-
Trading volume	-
Number of trades	-
Last size	-

Performance and Risk			
	6m	1Y	3Y
Perf (%)	-	-	-
Perf (abs.)	-	-	-
Beta	0.76	0.57	0.70
Volatility	-	-	-



Information about previous performance does not guarantee future performance.  
Source: FactSet

Price data	
Ø price 5 days   Ø volume 5 days (pcs.)	-- (-)
Ø price 30 days   Ø volume 30 days (pcs.)	-- (-)
Ø price 100 days   Ø volume 100 days (pcs.)	-- (-)
Ø price 250 days   Ø volume 250 days (pcs.)	-- (-)
YTD High   date	-- (-)
YTD Low   date	-- (-)
52 Weeks High   date	-- (-)
52 Weeks Low   date	-- (-)

All listings for NEXTERA ENERGY INC.					
Exchange	Date	Time	Price	Trading volume (mio.)	Number of trades
Vienna Stock Exchange	2024/04/30	17:32	62.66 EUR	0.00	2
Tradegate	2024/04/30	22:26	62.76 EUR	1.28	124
Stuttgart	2024/04/30	21:54	62.95 EUR	0.03	14
NYSE	2024/05/01	22:00	68.62 USD	955.71	112,538
Munich	2024/04/30	15:55	62.45 EUR	0.00	2

	30					
London Stock Exchange	2024/05/01	16:32	67.37 USD	0.01		7
Frankfurt	2024/04/30	16:19	62.89 EUR	0.07		13
Duesseldorf	2024/04/30	19:31	62.86 EUR	0.00		7
Berlin	2024/04/30	08:08	63.03 EUR	0.00		1

## Company profile

### Company Logo



### Contact Details

NEXTERA ENERGY INC.

--

700 Universe Boulevard - 33408-2657 Juno Beach

Telefon: +1-561-694-4000

Fax: +

E-mail: -

### PDF Downloads

Company report: NEXTERA ENERGY INC. 

### Company Profile

NextEra Energy, Inc. engages in the provision of renewable energy. It operates through the following segments: FPL and NEER. The FPL segment involves the generation, transmission, distribution, and sale of electric energy in Florida. The NEER segment produces electricity from clean and renewable sources, including wind and solar. The company was founded on December 28, 1925 and is headquartered in Juno Beach, FL.

### Members of Management Board

Kenneth Dunn	Member of Board of Directors
Amy Lane	Member of Board of Directors
Darryl Wilson	Member of Board of Directors
David Porges	Member of Board of Directors
Dev Stahlkopf	Member of Board of Directors
James Camaren	Member of Board of Directors
John Stall	Member of Board of Directors
Kirk Hachigian	Member of Board of Directors
Maria Henry	Member of Board of Directors
Naren Gursahaney	Member of Board of Directors
Nicole Arnaboldi	Member of Board of Directors
Sherry Barrat	Member of Board of Directors
John Ketchum	Chairman of Managing Board
Armando Pimentel	Member of Executive Committee
Charles E. Sieving	Member of Executive Committee
James May	Member of Executive Committee
Kirk Crews	Member of Executive Committee
Mark E. Hickson	Member of Executive Committee
Mark Lemasney	Member of Executive Committee
Rebecca J. Kujawa	Member of Executive Committee
Ron Reagan	Member of Executive Committee

