

## COLOPLAST A/S SER. B

ISIN: **DK0060448595** WKN: -

## Overview

|            |       |
|------------|-------|
| --         |       |
| Price      | -     |
| Difference | - (-) |

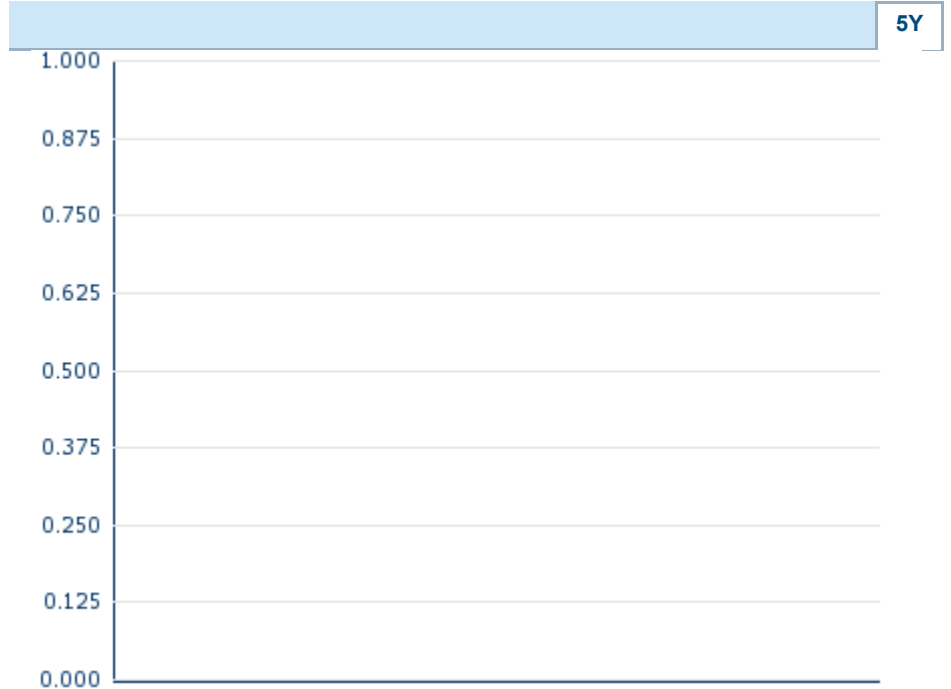
|                           |                                    |
|---------------------------|------------------------------------|
| <b>General attributes</b> |                                    |
| ISIN                      | DK0060448595                       |
| Symbol                    | COLO B                             |
| Exchange                  | -                                  |
| Currency                  | -                                  |
| Sector                    | Chemical / Pharmaceutical / Health |
| Security type             | Stock                              |
| Market cap (m)            | 23,808 EUR                         |
| Benchmark                 | OMX COPENHAGEN 20                  |

|                    |   |
|--------------------|---|
| <b>Market data</b> |   |
| Bid (Bid size)     | - |
| Ask (Ask size)     | - |
| Open               | - |
| High               | - |
| Low                | - |
| Close (prev. day)  | - |
| VWAP               | - |
| Volume (pcs)       | - |
| Trading volume     | - |
| Number of trades   | - |
| Last size          | - |

|                            |    |
|----------------------------|----|
| <b>Futures and Options</b> |    |
| Related Futures            | 13 |
| Related Options            | -  |




**PDF Downloads**

Company report: COLOPLAST A/S SER. B 



Information about previous performance does not guarantee future performance.  
Source: FactSet

**Recent research**

| on instrument |   | on sector             |   |
|---------------|---|-----------------------|---|
| Date          |   | Headline              | Download  |
| 2023/10/27    |  | Global Equity Ratings |  |
| 2023/09/29    |  | Global Equity Ratings |  |
| 2023/09/08    |  | Global Equity Ratings |  |
| 2023/08/22    |  | Global Equity Ratings |  |
| 2023/08/17    |  | Global Equity Ratings |  |

## Details

|            |       |
|------------|-------|
| --         |       |
| Price      | -     |
| Difference | - (-) |

| General attributes |                                    |
|--------------------|------------------------------------|
| ISIN               | DK0060448595                       |
| Symbol             | COLO B                             |
| Exchange           | -                                  |
| Currency           | -                                  |
| Sector             | Chemical / Pharmaceutical / Health |
| Security type      | Stock                              |
| Market cap (m)     | 23,808 EUR                         |
| Benchmark          | OMX COPENHAGEN 20                  |

| Market data       |   |
|-------------------|---|
| Bid (Bid size)    | - |
| Ask (Ask size)    | - |
| Open              | - |
| High              | - |
| Low               | - |
| Close (prev. day) | - |
| VWAP              | - |
| Volume (pcs)      | - |
| Trading volume    | - |
| Number of trades  | - |
| Last size         | - |

| Performance and Risk |      |      |      |
|----------------------|------|------|------|
|                      | 6m   | 1Y   | 3Y   |
| Perf (%)             | -    | -    | -    |
| Perf (abs.)          | -    | -    | -    |
| Beta                 | 0.46 | 0.39 | 0.66 |
| Volatility           | -    | -    | -    |



Information about previous performance does not guarantee future performance.  
Source: FactSet

| Price data                                  |        |
|---|--------|
| Ø price 5 days   Ø volume 5 days (pcs.)     | -- (-) |
| Ø price 30 days   Ø volume 30 days (pcs.)   | -- (-) |
| Ø price 100 days   Ø volume 100 days (pcs.) | -- (-) |
| Ø price 250 days   Ø volume 250 days (pcs.) | -- (-) |
| YTD High   date                             | -- (-) |
| YTD Low   date                              | -- (-) |
| 52 Weeks High   date                        | -- (-) |
| 52 Weeks Low   date                         | -- (-) |

| Arbitrage views       |            |       |            |                       |                  |
|-----------------------|------------|-------|------------|-----------------------|------------------|
| Exchange              | Date       | Time  | Price      | Trading volume (mio.) | Number of trades |
| Xetra                 | 2024/05/03 | 17:35 | 115.35 EUR | 0.02                  | 6                |
| Vienna Stock Exchange | 2024/05/03 | 17:32 | 115.35 EUR | 0.00                  | 3                |
| Tradegate             | 2024/05/03 | 22:26 | 116.45 EUR | 0.06                  | 18               |
| SIX Swiss Exchange    | 2020/04/09 | 17:36 | 111.00 CHF | 0.00                  | 1                |
| Nasdaq Copenhagen     | 2024/      | 16:59 | 860.00 DKK | 185.08                | 2,773            |

|   |                |       |        |     |      |  |    |
|---|----------------|-------|--------|-----|------|--|----|
|   | 05/03          |       |        |     |      |  |    |
| Munich  | 2024/<br>05/03 | 08:03 | 113.20 | EUR | 0.00 |  | 1  |
| London Stock Exchange<br>European Trade Reporting | 2024/<br>05/03 | 16:55 | 860.80 | DKK | 0.00 |  | 3  |
| Hanover   | 2024/<br>05/03 | 08:00 | 112.25 | EUR | 0.00 |  | 3  |
| Frankfurt   | 2024/<br>05/03 | 11:13 | 113.65 | EUR | 0.02 |  | 1  |
| FINRA other OTC Issues                            | 2024/<br>05/03 | 21:12 | 120.25 | USD | 0.02 |  | 2  |
| Duesseldorf                                       | 2024/<br>05/03 | 19:31 | 114.90 | EUR | 0.00 |  | 7  |
| Berlin  | 2024/<br>05/03 | 21:52 | 116.35 | EUR | 0.00 |  | 17 |

## Company profile

### Company Logo



### Contact Details

COLOPLAST A/S

--

Holtedam 1-3 - 3050 Humlebaek

Telefon: +45-49-11-11-11

Fax: +

E-mail: -

### PDF Downloads

Company report: COLOPLAST A/S  
SER. B

### Company Profile

Coloplast A/S engages in the developing, manufacture, and markets medical products. It operates through the following segments: Chronic Care, Voice and Respiratory Care, Interventional Urology, Advanced Wound Dressings, and Biologics. The Chronic Care segment covers the sale of ostomy care products and continence care products. The Voice and Respiratory Care segment refers to the sale of laryngectomy and tracheostomy products. The Interventional Urology segment includes the sale of urological products, including disposable products. The Advanced Wound Dressings segment focuses on the sale of wound and skin care products. The Biologics segment represents a new segment covering the sale of tissue-based products. The company was founded by Aage Louis-Hansen and Johanne Louise-Hansen in 1954 and is headquartered in Humlebaek, Denmark.

### Members of Management Board

|                          |                               |
|--------------------------|-------------------------------|
| Kristian Villumsen       | Chairman of Managing Board    |
| Allan Rasmussen          | Member of Executive Committee |
| Anders Lonning-Skovgaard | Member of Executive Committee |
| Dorthe Ronnau            | Member of Executive Committee |
| Nicolai Buhl Andersen    | Member of Executive Committee |
| Paul Marcun              | Member of Executive Committee |

### Board of directors

|                          |                               |
|--------------------------|-------------------------------|
| Lars Søren Rasmussen     | Chairman of Supervisory Board |
| Annette Bröls            | Member of Supervisory Board   |
| Carsten Hellmann         | Member of Supervisory Board   |
| Jette Nygaard-Andersen   | Member of Supervisory Board   |
| Marianne Wiinholt        | Member of Supervisory Board   |
| Niels Peter Louis-Hansen | Member of Supervisory Board   |
| Nikolaj Kyhe Gundersen   | Member of Supervisory Board   |
| Roland Vendelbo Pedersen | Member of Supervisory Board   |
| Thomas Barfod            | Member of Supervisory Board   |