

## KONINKLIJKE KPN NV

ISIN: NL0000009082 WKN: 000908


## Overview

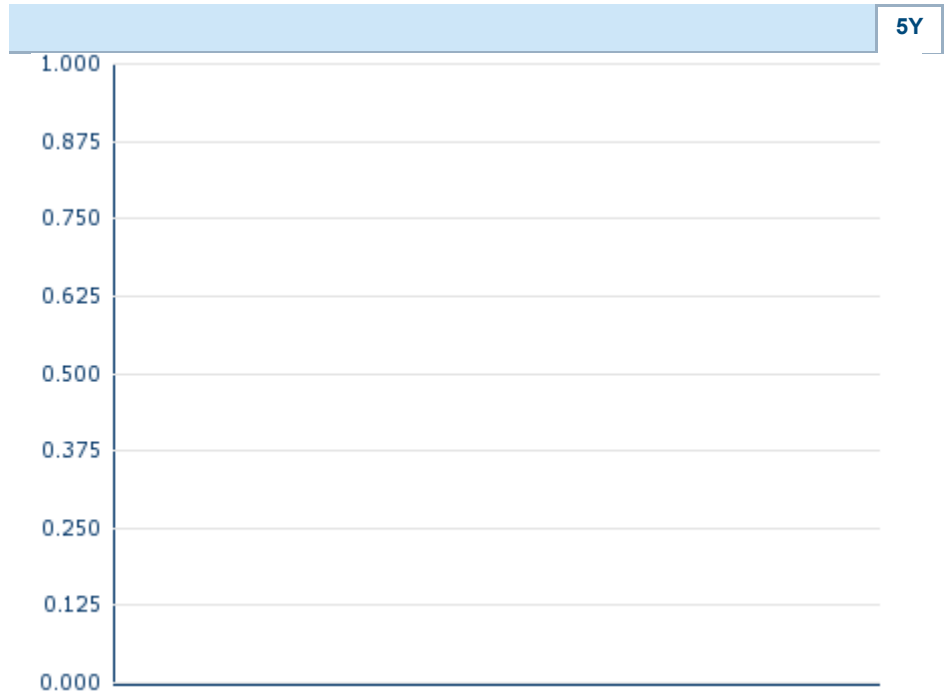
|            |       |
|------------|-------|
| --         |       |
| Price      | -     |
| Difference | - (-) |

|                           |                           |
|---------------------------|---------------------------|
| <b>General attributes</b> |                           |
| ISIN                      | -                         |
| Symbol                    | -                         |
| Exchange                  | -                         |
| Currency                  | -                         |
| Sector                    | -                         |
| Security type             | Stock                     |
| Market cap (m)            | 13,263 EUR                |
| Benchmark                 | AMSTERDAM EXCHANGES INDEX |

|                    |   |
|--------------------|---|
| <b>Market data</b> |   |
| Bid (Bid size)     | - |
| Ask (Ask size)     | - |
| Open               | - |
| High               | - |
| Low                | - |
| Close (prev. day)  | - |
| VWAP               | - |
| Volume (pcs)       | - |
| Trading volume     | - |
| Number of trades   | - |
| Last size          | - |

|                            |    |
|----------------------------|----|
| <b>Futures and Options</b> |    |
| Related Futures            | 38 |
| Related Options            | -  |

|                                    |   |
|------------------------------------|---|
| <b>PDF Downloads</b>               |   |
| Company report: KONINKLIJKE KPN NV |  |



Information about previous performance does not guarantee future performance.  
**Source:** FactSet

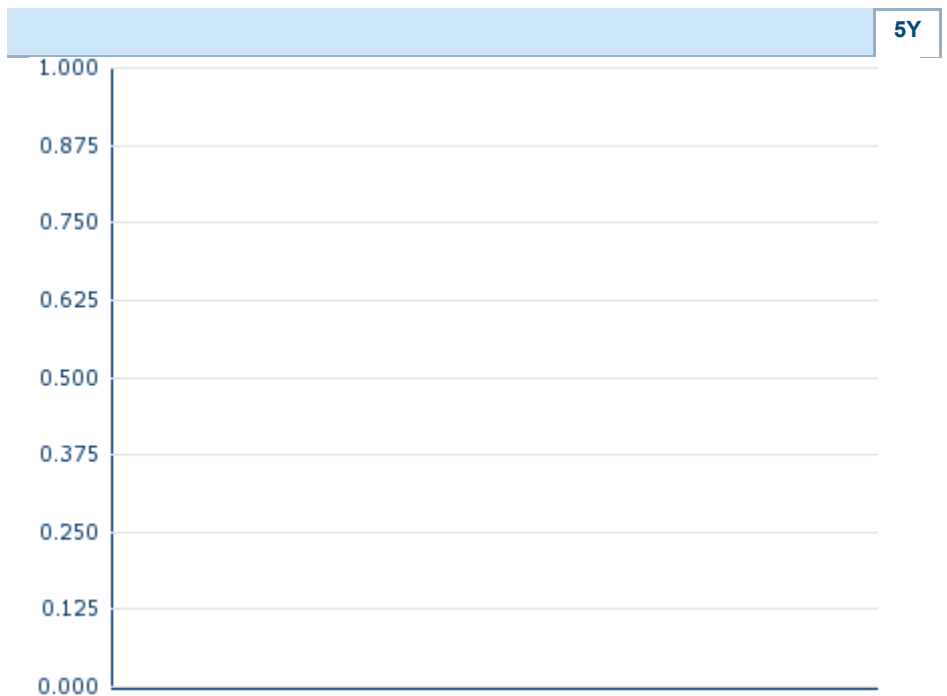
## Details

|            |       |
|------------|-------|
| --         |       |
| Price      | -     |
| Difference | - (-) |

| General attributes |                           |
|--------------------|---------------------------|
| ISIN               | -                         |
| Symbol             | -                         |
| Exchange           | -                         |
| Currency           | -                         |
| Sector             | -                         |
| Security type      | Stock                     |
| Market cap (m)     | 13,263 EUR                |
| Benchmark          | AMSTERDAM EXCHANGES INDEX |

| Market data       |   |
|-------------------|---|
| Bid (Bid size)    | - |
| Ask (Ask size)    | - |
| Open              | - |
| High              | - |
| Low               | - |
| Close (prev. day) | - |
| VWAP              | - |
| Volume (pcs)      | - |
| Trading volume    | - |
| Number of trades  | - |
| Last size         | - |

| Performance and Risk |       |      |      |
|----------------------|-------|------|------|
|                      | 6m    | 1Y   | 3Y   |
| Perf (%)             | -     | -    | -    |
| Perf (abs.)          | -     | -    | -    |
| Beta                 | -0.06 | 0.06 | 0.16 |
| Volatility           | -     | -    | -    |



Information about previous performance does not guarantee future performance.  
Source: FactSet

| Price data                                  |        |
|---|--------|
| Ø price 5 days   Ø volume 5 days (pcs.)     | -- (-) |
| Ø price 30 days   Ø volume 30 days (pcs.)   | -- (-) |
| Ø price 100 days   Ø volume 100 days (pcs.) | -- (-) |
| Ø price 250 days   Ø volume 250 days (pcs.) | -- (-) |
| YTD High   date                             | -- (-) |
| YTD Low   date                              | -- (-) |
| 52 Weeks High   date                        | -- (-) |
| 52 Weeks Low   date                         | -- (-) |

| All listings for KONINKLIJKE KPN NV |            |       |           |                       |                  |  |
|-------------------------------------|------------|-------|-----------|-----------------------|------------------|--|
| Exchange                            | Date       | Time  | Price     | Trading volume (mio.) | Number of trades |  |
| Vienna Stock Exchange               | 2024/05/06 | 09:05 | 3.345 EUR | 0.00                  | 3                |  |
| Tradegate                           | 2024/05/06 | 22:26 | 3.374 EUR | 0.02                  | 4                |  |
| Stuttgart                           | 2024/05/06 | 16:25 | 3.363 EUR | 0.00                  | 11               |  |
| Munich                              | 2024/05/06 | 08:00 | 3.348 EUR | 0.00                  | 2                |  |
| London Stock Exchange               | 2024/      | 17:30 | 3.368 EUR | 0.00                  | 2                |  |

|   |                |       |           |       |  |       |
|---|----------------|-------|-----------|-------|--|-------|
| European Trade Reporting                  | 05/03          |       |           |       |  |       |
| Hanover                                   | 2024/<br>05/06 | 08:02 | 3.35 EUR  | 0.00  |  | 3     |
| Hamburg                                   | 2024/<br>05/06 | 08:02 | 3.35 EUR  | 0.00  |  | 3     |
| Frankfurt                                 | 2024/<br>05/06 | 09:09 | 3.338 EUR | 0.00  |  | 3     |
| FINRA other OTC Issues                    | 2024/<br>05/06 | 21:57 | 3.60 USD  | 0.04  |  | 17    |
| Euronext Milan MTF Trading<br>After Hours | -              | -     | -         | 0.00  |  | -     |
| Euronext Amsterdam                        | 2024/<br>05/06 | 17:35 | 3.363 EUR | 17.56 |  | 1,341 |
| Duesseldorf                               | 2024/<br>05/06 | 08:10 | 3.34 EUR  | 0.00  |  | 3     |
| Berlin                                    | 2024/<br>05/06 | 08:08 | 3.348 EUR | 0.00  |  | 2     |

## Company profile

### Company Logo



### Contact Details

ROYAL KPN NV

--

Wilhelminakade 123 - 3072 AP Rotterdam

Telefon: +31-70-343-43-43

Fax: +

E-mail: [press@kpn.com](mailto:press@kpn.com)

### PDF Downloads

Company report: KONINKLIJKE KPN NV



### Company Profile

Royal KPN NV engages in the provision of telecommunications and information technology services. It offers fixed and mobile telephony, fixed and mobile broadband internet, and television to retail and business consumers. It operates through the following segments: Consumer, Business, Wholesale, Network, Operations, and Information Technology, and Other. The Other segment consists of KPN Holding, Corporate Center, and eliminations. The company was founded in 1852 and is headquartered in Rotterdam, the Netherlands.

### Members of Management Board

|                   |                               |
|-------------------|-------------------------------|
| Joost Farwerck    | Chairman of Managing Board    |
| Chantal Vergouw   | Member of Executive Committee |
| Chris Figee       | Member of Executive Committee |
| Hilde Garsen      | Member of Executive Committee |
| Marieke Snoep     | Member of Executive Committee |
| Wouter Stammeijer | Member of Executive Committee |

### Board of directors

|                          |                               |
|--------------------------|-------------------------------|
| Gerard J. A. van de Aast | Chairman of Supervisory Board |
| Kitty Koelemeijer        | Member of Supervisory Board   |
| Beschier Jacob Noteboom  | Member of Supervisory Board   |
| Edzard Overbeek          | Member of Supervisory Board   |
| Frank Heemskerk          | Member of Supervisory Board   |
| Herman Dijkhuizen        | Member of Supervisory Board   |
| Jolande C. M. Sap        | Member of Supervisory Board   |
| Marga de Jager           | Member of Supervisory Board   |