

## SGS SA

ISIN: CH1256740924

WKN: 125674092

## Overview

|            |       |
|------------|-------|
| --         |       |
| Price      | -     |
| Difference | - (-) |

| General attributes |                    |
|--------------------|--------------------|
| ISIN               | CH1256740924       |
| Symbol             | SGSN               |
| Exchange           | -                  |
| Currency           | -                  |
| Sector             | Automotive         |
| Security type      | Stock              |
| Market cap (m)     | 15,454 EUR         |
| Benchmark          | SWISS MARKET INDEX |

| Market data       |   |
|-------------------|---|
| Bid (Bid size)    | - |
| Ask (Ask size)    | - |
| Open              | - |
| High              | - |
| Low               | - |
| Close (prev. day) | - |
| VWAP              | - |
| Volume (pcs)      | - |
| Trading volume    | - |
| Number of trades  | - |
| Last size         | - |





| Futures and Options |    |
|---------------------|----|
| Related Futures     | 30 |
| Related Options     | -  |

| PDF Downloads          |   |
|------------------------|---|
| Company report: SGS SA |  |



Information about previous performance does not guarantee future performance.  
Source: FactSet

## Recent research

| on sector  |   | on market             |   |
|------------|---|-----------------------|---|
| Date       |   | Headline              | Download  |
| 2024/04/03 |  | Global Equity Ratings |  |
| 2024/03/13 |  | Global Equity Ratings |  |
| 2024/02/22 |  | Global Equity Ratings |  |
| 2024/02/14 |  | Global Equity Ratings |  |
| 2024/01/23 |  | Global Equity Ratings |  |

## Details

|            |       |
|------------|-------|
| --         |       |
| Price      | -     |
| Difference | - (-) |

| General attributes |                    |
|--------------------|--------------------|
| ISIN               | CH1256740924       |
| Symbol             | SGSN               |
| Exchange           | -                  |
| Currency           | -                  |
| Sector             | Automotive         |
| Security type      | Stock              |
| Market cap (m)     | 15,454 EUR         |
| Benchmark          | SWISS MARKET INDEX |

| Market data       |   |
|-------------------|---|
| Bid (Bid size)    | - |
| Ask (Ask size)    | - |
| Open              | - |
| High              | - |
| Low               | - |
| Close (prev. day) | - |
| VWAP              | - |
| Volume (pcs)      | - |
| Trading volume    | - |
| Number of trades  | - |
| Last size         | - |

| Performance and Risk |      |      |      |
|----------------------|------|------|------|
|                      | 6m   | 1Y   | 3Y   |
| Perf (%)             | -    | -    | -    |
| Perf (abs.)          | -    | -    | -    |
| Beta                 | 0.75 | 0.70 | 0.87 |
| Volatility           | -    | -    | -    |



Information about previous performance does not guarantee future performance.  
Source: FactSet

| Price data                                  |        |
|---|--------|
| Ø price 5 days   Ø volume 5 days (pcs.)     | -- (-) |
| Ø price 30 days   Ø volume 30 days (pcs.)   | -- (-) |
| Ø price 100 days   Ø volume 100 days (pcs.) | -- (-) |
| Ø price 250 days   Ø volume 250 days (pcs.) | -- (-) |
| YTD High   date                             | -- (-) |
| YTD Low   date                              | -- (-) |
| 52 Weeks High   date                        | -- (-) |
| 52 Weeks Low   date                         | -- (-) |

| Arbitrage views                                   |            |       |             |                       |                  |
|---|------------|-------|-------------|-----------------------|------------------|
| Exchange  | Date       | Time  | Price       | Trading volume (mio.) | Number of trades |
| SIX Swiss Exchange                                | 2024/04/23 | 17:30 | 81.50 CHF   | 36.08                 | 2,886            |
| London Stock Exchange<br>European Trade Reporting | 2024/04/23 | 17:20 | 82.25 CHF   | 0.00                  | 1                |
| Frankfurt   | 2019/06/28 | 12:23 | 88.6800 EUR | 0.02                  | 3                |
| FINRA other OTC Issues                            | 2024/04/22 | 16:29 | 90.40 USD   | 0.02                  | 4                |

|             |                |       |              |      |   |
|-------------|----------------|-------|--------------|------|---|
| Duesseldorf | 2019/<br>06/28 | 08:10 | 89.5200 EUR  | 0.00 | 2 |
| Berlin      | 2019/<br>06/28 | 08:11 | 2,247.00 EUR | 0.01 | 2 |

## Company profile

### Company Logo



### Contact Details

SGS SA

--

1 place des Alpes - 1211 Genf

Telefon: +41-22-739-91-11

Fax: +41-22-739-98-86

E-mail: -

### PDF Downloads

Company report: SGS SA



### Company Profile

SGS SA is engaged in the provision of inspection, verification, testing, certification and quality assurance services. It operates through the following segments: Connectivity & Products (C&P); Health & Nutrition (H&N); Industries & Environment (I&E); Natural Resources (NR); Knowledge (Kn). The Connectivity & Products segment includes Electrical and Electronic goods, Softlines, Hardlines and Trade Facilitation. The Health & Nutrition segment includes Food, Crop Science, Health Science and Cosmetics & Hygiene. The Industries & Environment segment includes Field Services and Inspection, Technical Assessment and Advisory, Industrial and Public Health & Safety, Environmental Testing and Public Mandates. The Natural Resources segment includes Trade and Inspection of minerals, oil and gas and agricultural commodities, Laboratory Testing, Metallurgy and Consulting and Market Intelligence. The Knowledge segment includes Management System Certification, Customized Audits, Consulting and Academy. The company was founded in 1878 and is headquartered in Geneva, Switzerland.

### Members of Management Board

|                  |                               |
|------------------|-------------------------------|
| Géraldine Picaud | Chairman of Managing Board    |
| Olivier Merkt    | Member of Executive Committee |
| Ariel Bauer      | Member of Executive Committee |
| Derick Govender  | Member of Executive Committee |
| Fabrice Egloff   | Member of Executive Committee |
| Jeffrey McDonald | Member of Executive Committee |
| Jessica Sun      | Member of Executive Committee |
| Luis Elias       | Member of Executive Committee |
| Malcolm Reid     | Member of Executive Committee |
| Olivier Coppey   | Member of Executive Committee |
| Teymur Abasov    | Member of Executive Committee |

### Board of directors

|                    |                                      |
|--------------------|--------------------------------------|
| Jens Riedl         | Member of the administrative board   |
| Sami Atiya         | Member of the administrative board   |
| Ian Gallienne      | Member of the administrative board   |
| Janet Vergis       | Member of the administrative board   |
| Ka Yan Cheung      | Member of the administrative board   |
| Kory Sorenson      | Member of the administrative board   |
| Shelby du Pasquier | Member of the administrative board   |
| Tobias Hartmann    | Member of the administrative board   |
| Calvin Grieder     | Chairman of the administrative board |