

## ENEL SPA EUR1

ISIN: IT0003128367

WKN: MTA-ENEL


## Overview

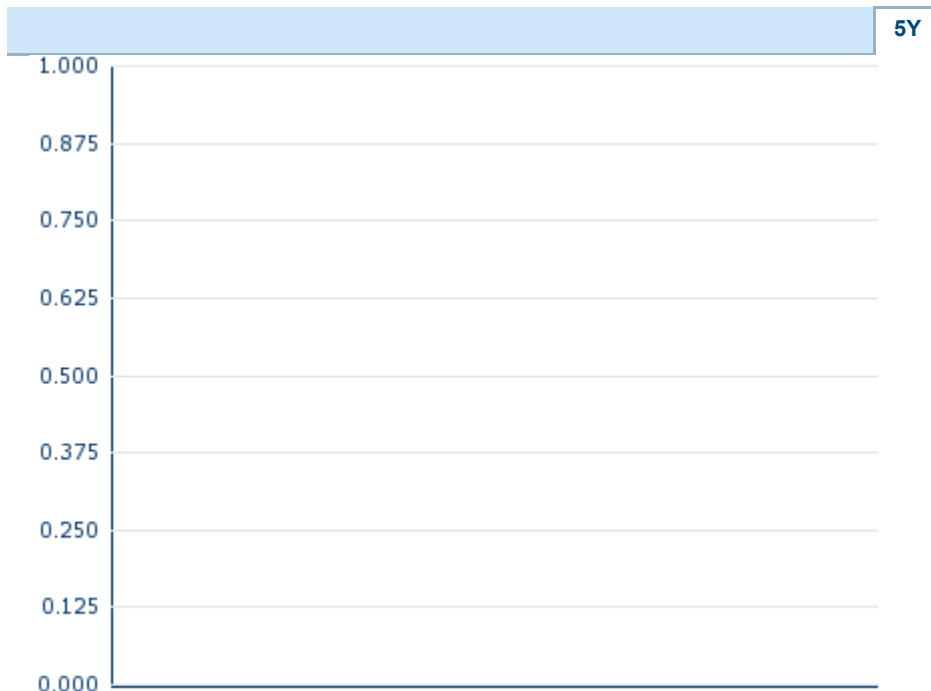
|            |       |
|------------|-------|
| --         |       |
| Price      | -     |
| Difference | - (-) |

| General attributes |                |
|--------------------|----------------|
| ISIN               | IT0003128367   |
| Symbol             | ENEL           |
| Exchange           | -              |
| Currency           | -              |
| Sector             | Other          |
| Security type      | Stock          |
| Market cap (m)     | 66,450 EUR     |
| Benchmark          | FTSE MIB INDEX |

| Market data       |   |
|-------------------|---|
| Bid (Bid size)    | - |
| Ask (Ask size)    | - |
| Open              | - |
| High              | - |
| Low               | - |
| Close (prev. day) | - |
| VWAP              | - |
| Volume (pcs)      | - |
| Trading volume    | - |
| Number of trades  | - |
| Last size         | - |

| Futures and Options |    |
|---------------------|----|
| Related Futures     | 54 |
| Related Options     | -  |

| PDF Downloads                 |   |
|-------------------------------|---|
| Company report: ENEL SPA EUR1 |  |



Information about previous performance does not guarantee future performance.  
Source: FactSet

## Recent research

| on sector  |   | on market             |   |
|------------|---|-----------------------|---|
| Date       |   | Headline              | Download  |
| 2024/06/21 |  | Global Equity Ratings |  |
| 2024/06/14 |  | Global Equity Ratings |  |
| 2024/05/29 |  | Global Equity Ratings |  |
| 2024/04/26 |  | Global Equity Ratings |  |
| 2024/04/03 |  | Global Equity Ratings |  |

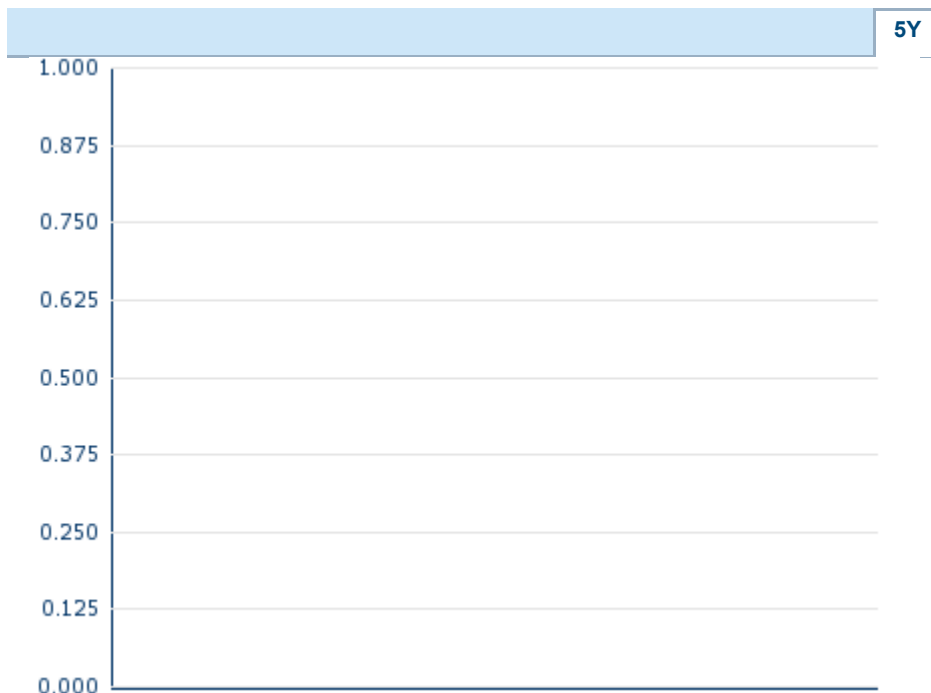
## Details

|            |       |
|------------|-------|
| --         |       |
| Price      | -     |
| Difference | - (-) |

| General attributes |                |
|--------------------|----------------|
| ISIN               | IT0003128367   |
| Symbol             | ENEL           |
| Exchange           | -              |
| Currency           | -              |
| Sector             | Other          |
| Security type      | Stock          |
| Market cap (m)     | 66,450 EUR     |
| Benchmark          | FTSE MIB INDEX |

| Market data       |   |
|-------------------|---|
| Bid (Bid size)    | - |
| Ask (Ask size)    | - |
| Open              | - |
| High              | - |
| Low               | - |
| Close (prev. day) | - |
| VWAP              | - |
| Volume (pcs)      | - |
| Trading volume    | - |
| Number of trades  | - |
| Last size         | - |

| Performance and Risk |      |      |      |
|----------------------|------|------|------|
|                      | 6m   | 1Y   | 3Y   |
| Perf (%)             | -    | -    | -    |
| Perf (abs.)          | -    | -    | -    |
| Beta                 | 0.78 | 0.83 | 0.89 |
| Volatility           | -    | -    | -    |



Information about previous performance does not guarantee future performance.  
Source: FactSet

| Price data                                  |        |
|---|--------|
| Ø price 5 days   Ø volume 5 days (pcs.)     | -- (-) |
| Ø price 30 days   Ø volume 30 days (pcs.)   | -- (-) |
| Ø price 100 days   Ø volume 100 days (pcs.) | -- (-) |
| Ø price 250 days   Ø volume 250 days (pcs.) | -- (-) |
| YTD High   date                             | -- (-) |
| YTD Low   date                              | -- (-) |
| 52 Weeks High   date                        | -- (-) |
| 52 Weeks Low   date                         | -- (-) |

| Arbitrage views       |            |       |           |                       |                  |
|-----------------------|------------|-------|-----------|-----------------------|------------------|
| Exchange              | Date       | Time  | Price     | Trading volume (mio.) | Number of trades |
| Xetra                 | 2024/06/25 | 09:04 | 6.56 EUR  | 0.00                  | 2                |
| Vienna Stock Exchange | 2024/06/25 | 09:05 | 6.562 EUR | 0.00                  | 1                |
| Tradegate             | 2024/06/25 | 09:50 | 6.607 EUR | 0.10                  | 12               |
| Stuttgart             | 2024/06/25 | 09:15 | 6.563 EUR | 0.00                  | 3                |
| Munich                | 2024/      | 08:08 | 6.526 EUR | 0.00                  | 1                |

|   |                |       |           |       |  |       |
|---|----------------|-------|-----------|-------|--|-------|
|   | 06/25          |       |           |       |  |       |
| London Stock Exchange<br>European Trade Reporting | 2024/<br>06/25 | 09:00 | 6.543 EUR | 0.00  |  | 1     |
| Hanover   | 2024/<br>06/25 | 08:01 | 6.526 EUR | 0.00  |  | 1     |
| Hamburg   | 2024/<br>06/25 | 08:01 | 6.526 EUR | 0.00  |  | 1     |
| Frankfurt   | 2024/<br>06/25 | 08:00 | 6.548 EUR | 0.00  |  | 1     |
| FINRA other OTC Issues                            | 2024/<br>06/24 | 16:22 | 7.10 USD  | 0.00  |  | 3     |
| Euronext Milan MTF Trading<br>After Hours         | 2024/<br>06/24 | 20:29 | 6.532 EUR | 0.13  |  | 19    |
| Euronext Milan                                    | 2024/<br>06/25 | 10:17 | 6.63 EUR  | 21.98 |  | 2,781 |
| Duesseldorf                                       | 2024/<br>06/25 | 09:31 | 6.603 EUR | 0.00  |  | 2     |
| Berlin  | 2024/<br>06/25 | 08:08 | 6.526 EUR | 0.00  |  | 1     |

## Company profile

### Company Logo

#### Contact Details

ENEL SPA

- -

Viale Regina Margherita, 137 - 00198 Rome

Telefon: +

Fax: +

E-mail: -

#### PDF Downloads

Company report: ENEL SPA EUR1



### Company Profile

Enel SpA engages in the electricity generation and distribution of natural gas. Its business lines include Enel Green Power and Thermal Generation, Global Energy and Commodity Management, E-Mobility Enel X Way, Enel X Global Retail, and Enel Grids. It operates through the following geographical segments: Italy, Iberia, Latin America, Europe, North America, Africa, Asia, and Oceania, North America, and Latin America. The company was founded on December 6, 1962 and is headquartered in Rome, Italy.

#### Members of Management Board

|                 |                            |
|-----------------|----------------------------|
| Flavio Cattaneo | Chairman of Managing Board |
|-----------------|----------------------------|

|               |                               |
|---------------|-------------------------------|
| Paolo Scaroni | Member of Executive Committee |
|---------------|-------------------------------|

#### Board of directors

|               |                               |
|---------------|-------------------------------|
| Paolo Scaroni | Chairman of Supervisory Board |
|---------------|-------------------------------|

|                      |                             |
|----------------------|-----------------------------|
| Alessandra Stabilini | Member of Supervisory Board |
|----------------------|-----------------------------|

|                     |                             |
|---------------------|-----------------------------|
| Alessandro Zehenter | Member of Supervisory Board |
|---------------------|-----------------------------|

|                |                             |
|----------------|-----------------------------|
| Dario Frigerio | Member of Supervisory Board |
|----------------|-----------------------------|

|                   |                             |
|-------------------|-----------------------------|
| Fiammetta Salmoni | Member of Supervisory Board |
|-------------------|-----------------------------|

|               |                             |
|---------------|-----------------------------|
| Johanna Arbib | Member of Supervisory Board |
|---------------|-----------------------------|

|             |                             |
|-------------|-----------------------------|
| Mario Corsi | Member of Supervisory Board |
|-------------|-----------------------------|

|                 |                             |
|-----------------|-----------------------------|
| Olga Cuccurullo | Member of Supervisory Board |
|-----------------|-----------------------------|