

FRONTLINE PLC

ISIN: CY0200352116

WKN: M46528101

Overview

2024/07/29 08:11:30

Price

21.69 EUR

Difference  -1.81% (-0.40)

General attributes

ISIN CY0200352116

Symbol FRO

Exchange Berlin

Currency EUR

Sector Transport

Security type Stock

Market cap (m) 4,936 EUR

Benchmark MSCI WORLD INDEX (STRD, UHD)

Market data

Bid (Bid size) -

Ask (Ask size) -

Open 21.69 EUR

High 21.69 EUR

Low 21.69 EUR

Close (prev. day) 22.09 EUR

VWAP -

Volume (pcs) 0

Trading volume 0.00

Number of trades 3

Last size 0

Futures and Options

Related Futures 30

Related Options -

5Y













Information about previous performance does not guarantee future performance.

Source: FactSet

Recent research

on sector

Date		Headline	Download
2024/07/24		Global Equity Ratings	
2024/07/12		Global Equity Ratings	
2024/06/21		Global Equity Ratings	
2024/06/14		Global Equity Ratings	
2024/05/29		Global Equity Ratings	

Details

2024/07/29 08:11:30

Price

21.69 EUR

Difference ▼ -1.81% (-0.40)

General attributes

ISIN	CY0200352116
Symbol	FRO
Exchange	Berlin
Currency	EUR
Sector	Transport
Security type	Stock
Market cap (m)	4,936 EUR
Benchmark	MSCI WORLD INDEX (STRD, UHD)

Market data

Bid (Bid size)	-
Ask (Ask size)	-
Open	21.69 EUR
High	21.69 EUR
Low	21.69 EUR
Close (prev. day)	22.09 EUR
VWAP	-
Volume (pcs)	0
Trading volume	0.00
Number of trades	3
Last size	0

Performance and Risk

	6m	1Y	3Y
Perf (%)	+5.29%	+53.50%	+223.73%
Perf (abs.)	+1.09	+7.56	+14.99
Beta	0.91	0.34	0.74
Volatility	32.78	35.50	48.00

5Y



Information about previous performance does not guarantee future performance.
Source: FactSet

Price data

Ø price 5 days Ø volume 5 days (pcs.)	22.55 EUR (47)
Ø price 30 days Ø volume 30 days (pcs.)	22.78 EUR (43)
Ø price 100 days Ø volume 100 days (pcs.)	23.01 EUR (24)
Ø price 250 days Ø volume 250 days (pcs.)	20.51 EUR (169)
YTD High date	26.82 EUR (2024/05/28)
YTD Low date	18.22 EUR (2024/01/02)
52 Weeks High date	26.82 EUR (2024/05/28)
52 Weeks Low date	14.44 EUR (2023/07/31)

All listings for FRONTLINE PLC

Exchange	Date	Time	Price	Trading volume (mio.)	Number of trades
Tradegate	2024/07/29	22:26	22.12 EUR	0.04	14
Stuttgart	2024/07/29	15:32	22.39 EUR	0.00	9
NYSE	2024/07/29	22:00	23.99 USD	23.61	9,188
Munich	2024/07/29	09:45	21.97 EUR	0.00	2
London Stock Exchange	2024/	09:33	257.50 NOK	0.21	2

European Trade Reporting	04/02					
Hanover	2024/ 07/29	08:01	21.50 EUR	0.00		3
Hamburg	2024/ 07/29	08:10	21.65 EUR	0.00		3
Frankfurt	2024/ 07/29	11:14	22.41 EUR	0.00		1
First North Stockholm	2024/ 07/29	18:00	267.70 NOK	0.11		3
Duesseldorf	2024/ 07/29	19:31	21.97 EUR	0.00		6
Berlin	2024/ 07/29	08:11	21.69 EUR	0.00		3

Company profile

Company Logo



Company Profile

-

Contact Details

FRONTLINE PLC

--

John Kennedy, Iris Building, 7th floor, Flat/
Office 740B 8 3106 Limassol

Telefon: +1 441 295 6935

Fax: -

E-mail: -