

YPSOMED HOLDING AG FUTURE (YPSF) - EUX/C13

2024/08/16 19:02:16

Price
412.7156 CHFDifference  0.36% (1.47)

General attributes

Symbol	YPSFC13
Exchange	Eurex
Currency	CHF
Security type	Future
Underlying	YPSOMED HOLDING AG
Maturity	12-2025
Contract size	100

Market data

Bid (Bid size)	- CHF (-)
Ask (Ask size)	- CHF (-)
Open	412.7156 CHF
High	412.7156 CHF
Low	412.7156 CHF
Close (prev. day)	411.2495 CHF
Underlying	YPSOMED HOLDING AG
Underlying price (date)	411.00 (24/08/16)
Settlement price (date)	413.70 (24/08/16)
Open Interest	0

Performance and Risk

	6m	1Y	3Y
Perf (%)	+18.61%	+52.15%	-
Perf (abs.)	+64.76	+141.45	-
Beta	-	-	-
Volatility	43.11	34.99	-

Futures and Options

Related Futures	-
Related Options	-











Information about previous performance does not guarantee future performance.
Source: FactSet

Price data

Ø price 5 days Ø volume 5 days (pcs.)	406.9383 CHF (0)
Ø price 30 days Ø volume 30 days (pcs.)	407.1090 CHF (0)
Ø price 100 days Ø volume 100 days (pcs.)	388.5106 CHF (0)
Ø price 250 days Ø volume 250 days (pcs.)	325.7934 CHF (0)
YTD High date	432.4365 CHF (2024/07/11)
YTD Low date	295.3925 CHF (2024/01/17)
52 Weeks High date	432.4365 CHF (2024/07/11)
52 Weeks Low date	251.0223 CHF (2023/10/27)

Recent Research

on sector		on market	
Date		Headline	Download
2024/08/12		Global Equity Ratings	
2024/07/24		Global Equity Ratings	
2024/07/12		Global Equity Ratings	
2024/06/21		Global Equity Ratings	
2024/06/14		Global Equity Ratings	