

WOLTERS KLUWER N.V. FUTURE (WOSF) - EUX/C1

2024/04/30 18:40:11

Price
139.7149 EUR

Difference  **-0.30% (-0.42)**

General attributes

Symbol	WOSFC1
Exchange	Eurex
Currency	EUR
Security type	Future
Underlying	WOLTERS KLUWER NV
Maturity	05-2024
Contract size	100

Market data

Bid (Bid size)	- EUR (-)
Ask (Ask size)	- EUR (-)
Open	139.7149 EUR
High	139.7149 EUR
Low	139.7149 EUR
Close (prev. day)	140.1329 EUR
Underlying	WOLTERS KLUWER NV
Underlying price (date)	145.80 (24/05/15)
Settlement price (date)	145.40 (24/05/14)
Open Interest	0

Performance and Risk

	6m	1Y	3Y
Perf (%)	+16.25%	+17.00%	-
Perf (abs.)	+19.53	+20.30	-
Beta	-	-	-
Volatility	16.29	16.66	-

Futures and Options

Related Futures	-
Related Options	-












5Y

Information about previous performance does not guarantee future performance.
Source: FactSet

Price data

Ø price 5 days Ø volume 5 days (pcs.)	140.2465 EUR (0)
Ø price 30 days Ø volume 30 days (pcs.)	142.3085 EUR (0)
Ø price 100 days Ø volume 100 days (pcs.)	139.0951 EUR (0)
Ø price 250 days Ø volume 250 days (pcs.)	124.8835 EUR (131)
YTD High date	148.5379 EUR (2024/02/23)
YTD Low date	127.7398 EUR (2024/01/02)
52 Weeks High date	148.5379 EUR (2024/02/23)
52 Weeks Low date	106.0088 EUR (2023/05/25)

Recent Research

on sector		on market	
Date		Headline	Download
2024/04/26		Global Equity Ratings	
2024/04/03		Global Equity Ratings	
2024/03/13		Global Equity Ratings	
2024/02/22		Global Equity Ratings	
2024/02/14		Global Equity Ratings	