

VODAFONE GROUP PLC FUTURE (VODH) - EUX/C13

2024/04/25 18:47:43

Price
67.0805 GBP

Difference  -0.53% (-0.35)

General attributes

Symbol	VODHC13
Exchange	Eurex
Currency	GBP
Security type	Future
Underlying	VODAFONE GROUP PLC
Maturity	05-2025
Contract size	1,000

Market data

Bid (Bid size)	- GBP (-)
Ask (Ask size)	- GBP (-)
Open	67.0805 GBP
High	67.0805 GBP
Low	67.0805 GBP
Close (prev. day)	67.4346 GBP
Underlying	VODAFONE GROUP PLC
Underlying price (date)	69.08 (24/04/26)
Settlement price (date)	67.08 (24/04/25)
Open Interest	0

Performance and Risk

	6m	1Y	3Y
Perf (%)	-7.14%	-25.36%	-
Perf (abs.)	-5.16	-22.79	-
Beta	-	-	-
Volatility	32.14	31.59	-

Futures and Options

Related Futures	-
Related Options	-

5Y












Information about previous performance does not guarantee future performance.
Source: FactSet

Price data

Ø price 5 days Ø volume 5 days (pcs.)	66.5389 GBP (0)
Ø price 30 days Ø volume 30 days (pcs.)	65.9781 GBP (0)
Ø price 100 days Ø volume 100 days (pcs.)	66.4706 GBP (0)
Ø price 250 days Ø volume 250 days (pcs.)	71.2663 GBP (0)
YTD High date	70.0226 GBP (2024/03/01)
YTD Low date	61.8067 GBP (2024/02/09)
52 Weeks High date	94.9080 GBP (2023/05/03)
52 Weeks Low date	61.8067 GBP (2024/02/09)

Recent Research

on underlying		on sector	
Date		Headline	Download
2022/12/19		Global Equity Ratings	
2022/11/28		Global Equity Ratings	
2022/11/18		Global Equity Ratings	
2022/10/31		Global Equity Ratings	
2022/10/05		Global Equity Ratings	