

SACYR S.A. FUTURE (VHMH) - EUX/C13

2024/07/26 18:36:04

Price
3.2797 EURDifference  1.08% (0.04)

General attributes

Symbol	VHMC13
Exchange	Eurex
Currency	EUR
Security type	Future
Underlying	SACYR SA
Maturity	08-2025
Contract size	100

Market data

Bid (Bid size)	- EUR (-)
Ask (Ask size)	- EUR (-)
Open	3.2797 EUR
High	3.2797 EUR
Low	3.2797 EUR
Close (prev. day)	3.2446 EUR
Underlying	SACYR SA
Underlying price (date)	3.254 (24/07/26)
Settlement price (date)	3.28 (24/07/26)
Open Interest	0

Performance and Risk

	6m	1Y	3Y
Perf (%)	+4.06%	+3.94%	-
Perf (abs.)	+0.13	+0.12	-
Beta	-	-	-
Volatility	20.98	21.04	-

Futures and Options

Related Futures	-
Related Options	-

5Y












Information about previous performance does not guarantee future performance.
Source: FactSet

Price data

Ø price 5 days Ø volume 5 days (pcs.)	3.3075 EUR (0)
Ø price 30 days Ø volume 30 days (pcs.)	3.3416 EUR (0)
Ø price 100 days Ø volume 100 days (pcs.)	3.3031 EUR (0)
Ø price 250 days Ø volume 250 days (pcs.)	3.0624 EUR (0)
YTD High date	3.4489 EUR (2024/03/28)
YTD Low date	2.9624 EUR (2024/03/05)
52 Weeks High date	3.4489 EUR (2024/03/28)
52 Weeks Low date	2.6278 EUR (2023/10/27)

Recent Research

on sector		on market	
Date		Headline	Download
2024/07/24		Global Equity Ratings	
2024/07/12		Global Equity Ratings	
2024/06/21		Global Equity Ratings	
2024/06/14		Global Equity Ratings	
2024/05/29		Global Equity Ratings	